



Accessible A Coruña/ Tourist guide/



Accessible Coruña

An Atlantic City



A Coruña, a welcoming and hospitable city, directly overlooking the sea and open to travellers and an enterprising spirit, is also a more and more accessible city.

We are an Atlantic people, we like sharing, receiving, getting to know others and displaying our cultural, inherited, landscape and gastronomical treasures. And we like diversity, plurality and equality of opportunities to enjoy life, travelling and people we meet along the way.

A Coruña has a lot to offer to the traveller and a lot to discover even for those who live here. Our aim and wish is for this offer to be universal.

In this guide we will show you our tourist resources and the opportunities they provide for people with functional diversity. This information is very simple and complete, drawn up with the greatest rigour and addressed to everyone: whether you come to visit us or you live in A Coruña and you need information on accessible ideas to get to know your city better and enjoy its offer in entertainment. From accommodation, transport and car parks to museums, historical buildings, gardens, squares, parks and beaches and urban routes, including cards evaluating elements such as the presence of architectural barriers and the level of accessibility to each resource.

For this purpose Grumico - the Grupo de Personas con Discapacidad de A Coruña (Association of Disabled People of A Coruña) collaborated with us. Their exceptional analysis work allowed us to address accessibility in a realistic and useful way, so that you make the most of your stay with us.



**Welcome to A Coruña:
a welcoming, inclusive
and accessible city.**

GRUMICO/

A non-profit association that fights for the rights and interests of people with physical disabilities.

CONTACT DETAILS/

Rafael Alberti, 10 bajo
15008 A Coruña
Phone no. (+34) 981 135 151
www.grumico.com

In drawing up this guide, GRUMICO - the Grupo de Personas con Discapacidad de A Coruña (Association of Disabled People of A Coruña) - collaborated with us. GRUMICO is a non-profit association that fights for the rights and interests of people with physical disabilities, while providing different services adapted to the needs of their members.

Their main aim is to work to improve the quality of life of people with physical disabilities and their environment, defending their rights and interests and promoting their personal autonomy.




From the departments of Accessibility (consisting of an occupational therapist and an expert in tourism) and Social Work, Grumico collaborated in gathering information for the content of this guide, which selects and gives detailed information on accessible tourist resources and accommodation for people with functional diversity, and more specifically, for people with reduced mobility (PRM).

This guide does not evaluate the accessibility of buildings subjectively, but rather describes the specific features of each one of them.

In order to write it, an analysis and diagnosis on the accessibility of the tourist resources and accommodation in the city was carried out. In the first place, a telephone survey was completed to locate accommodation in A Coruña with at least one room reserved for PRM. Once identified, Grumico's technical team visited each one of the establishments and carried out an on-site accessibility diagnosis. The same process was used to include other resources in the guide according to their importance from a tourist point of view.


















By following symbols and colours, users will be able to evaluate accessibility given their own specific needs:

-  Accessible
-  Accessible with some difficulty or with another person's help
-  Not accessible or non-existent

In order to make these visits, we used technical accessibility datasheets that determine the minimum requirements they have to meet in order to be considered as accessible according to the regulations in force. After the fieldwork, reports were drawn up for all the accommodation and tourist resources visited, mainly evaluating the presence or absence of architectural barriers.



It should be pointed out that not all the establishments included in this guide meet 100% of the universal design criteria. However, they meet the minimum criteria that guarantee that people with functional diversity can access and enjoy the services provided independently or helped by a third party, according to their needs. At the same time, the importance of these establishments and resources from a tourist point of view was taken into account.

-  Accessible ramp
-  Adapted toilet
-  Adapted sink
-  Adapted shower/bath
-  Adapted lift
-  Adapted parking space
-  Adapted to hearing disability and/or hearing loop
-  Adapted to visual disability
-  Adapted bus
-  Adapted taxi
-  Adapted van/microbus
-  Restaurant/dining hall
-  Cafeteria/breakfast room
-  Public car park
-  Personal vehicle

01/
Introduction

01/01
Accessible
A Coruña
(page 3)

01/02
Grumico
(page 4)

02/
How to get to
A Coruña

02/01
By plane
(page 8)

02/02
Train
Ship
(page 9)

02/03
Personal vehicle
Bus
(page 10)

03/
How to move
around the city

03/01
Adapted public
transport
(page 11)

03/02
Public car parks

Spaces reserved
for people with
reduced mobility
on public roads
(pages 12-13)

04/
Accommodation

04/01
Hotels
(page 14)

04/02
Hostels
(page 28)

05/
Accessible
tourist routes

05/01
Historical Centre
(page 30)

05/02
**Seaside
promenade I**
Aveida de La Marina
Tower of Hercules
(page 32)
Guided tour
(page 33)

05/03
**Seaside
promenade II**
Tower of Hercules
Monte de
San Pedro
(page 34)

06/
Culture and
entertainment

06/01
Museums
House museums
Foundations
(page 36)

06/02
Performance
venues
(page 46)
Theatres and
cinemas
(page 50)

06/03
Beaches
(page 54)

06/04
Other
(page 56)

07/
Exhibition centre
Congress centre

07/01
EXPOCoruña
(page 58)

07/02
Palexco
(page 59)

08/
Adapted public
toilets

(page 60)

09/
Important
information

09/01
Tourist
information
offices
(page 62)

09/02
Servicios
Sanitarios
(page 63)

09/03
Important
telephone
numbers
(page 63)

09/04
City maps
(page 64)

ALVEDRO AIRPORT/



Distance from the city centre: 8 km
Rutis-Vilaboa
15174 Culleredo (A Coruña)
Tels.: (+34) 902 404 704 ·
(+34) 913 21 10 00
www.aena.es

8 Common area/

Setting / Access street is flat.

Access/ Access is at ground level.
The entrance door to the building is
>=80 cm wide and is automatic.

Ticket office and inside communication path/ The desk is 1.15 m high with no clearance space. Inside the area, the circulation path among furniture is >=1.20 m, with no narrowing or slope.

Lifts/ 3 lifts in the common area, 2 connecting with car park and 1 with the top floor. The ones connecting with the car park are identical and have an automatic door >=80 cm wide. Width 1.75, depth 3.50 m. Height of the handrail is 0.90 m. Button box inside and outside are between 0.90 and 1.20 m from the ground. The lift connecting to the top floor has an automatic door >=0.80 m. Width inside is 0.95 m, depth 1.50 m, height of the handrail is 0.90 m, front exit. Button box inside and outside is between 0.90 and 1.20 m from the ground.

Adapted toilets/ 2 adapted toilet in the common area. 1 in the **Departures area** and another one in the **Arrivals area**.

Adapted toilets - Departures / Unisex. Cubicle has an in-swing door that leaves a clearance width of 80 cm. Latch lock. Inside the cubicle the turning space is >1.50 m. Automatic lights.

Toilet/ Height of seat: 40 cm. Clearance space on the left side >=80 cm. Folding handrail on the left (70 cm from the ground, 75 cm long). Distance between handrail and wall: 65 cm.

Sink/ Height of the top border: 85 cm, Lower border: 71 cm. Front clearance space >=80 cm wide and 1.20 m from the ground. Depth of the space under the sink: 15 cm. Non-adapted lever tap. Height of the mirror's lower border: <0.90 m, soap holder 1.10 m, hand dryer with button at 1.25 m. Cistern with button at 1 m from the ground.

Adapted toilets - Arrivals / Unisex. Cubicle is similar to the one in the **Departures area**.

Toilet/ Height of seat: 42 cm. Clearance space from the right 60 cm and from the front >1.20 m. Two folding handrails, identical (70 cm from the ground, 78 cm long). Distance between bars is 64 cm.

Sink/ Height of the top border: 82 cm, lower border: 68 cm. Front clearance space >=80 cm wide and 1.20 m from the ground. Depth of the space under the sink: 33 cm. Non-adapted lever tap. Height of the mirror's lower border: 1 m, soap holder 0.90 m, button hair dryer 1.30 m. Push button cistern 1.05 from the ground.

Parking/ Toll car park. 3 floors, with 16 spaces for people with reduced mobility on each one, (3 m wide and 5 m long). Clearance area to the space >1.20 m.

Access to planes/ Service for people with functional diversity is available (**Atendo**). It is advisable in order to facilitate access to the plane.

Boarding gates area/

Security control/ At ground level on the ground floor, with a horizontal path >=1.20 m. The inside communication path is >=1.20 m with no narrowing or slope.

Lifts/ 2 lifts, one next to security control and the other one next to the baggage claim area. The automatic door is 80 cm wide. Inside width 0.94 cm, depth 1.35 m. Handrail height 94 cm. Button boxes inside and outside between 0.90 and 1.20 m from the ground.

Adapted toilets in the Departures area/ 4 toilets passing through the security control (ground floor), on first floor, in VIP area and in baggage claim area; all of them are unisex and with similar features, except the VIP area (one for men and another one for women). Cubicle with out-swing door that leaves a free width of >=80 cm. Twist latch lock. Inside, the turning space is >1.20 m. Automatic lights.

Toilet/ Seat height: 49 cm. Clearance space on the left side (or right side depending on the bathroom). Two handrails, one fixed (70 cm from the ground, 85 cm long) and one folding (71 cm from the ground, 80 cm long). Distance between bars 66 cm.

Sink/ Top border height: 82 cm, lower border 76 cm. Front clearance space, width >=80 cm, length 1.20 m. Depth of the space under the toilet 27 cm. Non-adapted lever tap. Lower mirror's lower border: 1 m, soap holder 1.20 m, hand dryer (with button or automatic depending on the toilet) 1.20 m from the ground. Push button cistern at 1.05 m from the ground. Handle cistern 98 cm from the ground.

TRAIN STATION/



Avda. Ferrocarril, s/n
15007 A Coruña
Tel.: (+34) 902 320 320
www.renfe.com

Setting/ the access street is flat.

Access/ There are three entrances, 2 accessible. The main entrance (Avda. Del Ferrocarril) has a ramp >1.50 m wide and a path of 1.15 m with a gentle slope. The entrance door to the building is >=80 cm wide and is automatic. The side entrance (Ronda de Outeiro) has a ramp >1.50 m wide with a gentle slope.

Ticket office and inside communication path/ Desk height: 1.05 m with no clearance space. Customer service help desk is between 0.80 and 0.90 m high. Inside the building, the circulation path among furniture is >=1.20 m, with no narrowing or slope. Ticket vending machine is >1.20 m high.

Adapted toilet/ Ground floor. Unisex. You need to ask for the key at the customer service help desk or at the cafeteria. The cubicle has an out-swing door that leaves a space 80 cm wide. Latch and twist lock. Inside, the turning space is 1.50 m. Automatic lights.

Toilet/ Seat height 50 cm. Clearance space on the right side >=80 cm. Two handrails, the right one is a folding handrail (70 cm from the ground, 70 cm long); left one is fixed (70 cm from the ground, 70 cm long). Distance between bars is 80 cm.

Sink/ Top border height is 85 cm, lower border is 75 cm from the ground. Front clearance space is >=80 cm wide and 1.20 m long. Width of the space under the sink is 35 cm. Lever bathroom fitting; mirror's lower border, soap holder and hand dryer at 95 cm from the ground. Push button cistern, 1 m from the ground.

Parking/ Toll car park, with 2 spaces reserved for people with reduced mobility 3.8 m wide and 4 m long, with no clearance area to the space.

Access to train/ A service for people with functional diversity is available (**Atendo**) to facilitate access to the trains. You have to request this service at the customer service help desk or when buying your ticket.

02/
How to get to
A Coruña

9

CRUISE TERMINAL/



Muelle de Trasatlánticos, s/n
15002 A Coruña
Tel.: (+34) 981 976 821
www.puertocoruna.com

Setting/ Access street is flat.

Access/ The building has one entrance. Access via a ramp, >1.50 m wide, a 60 cm path (with gentle slope). The entrance door to the building is automatic, >=80 cm wide.

Inside communication path/ Inside the building, the circulation path among furniture is >= 1.20 m, with no narrowing or slopes.

Adapted toilet/ Unisex. Cubicle has an in-swing door that leaves a space 76 cm wide. Twist latch lock. Inside, the turning space is <1m narrowing to 80 cm at some points. Automatic lights.

Toilet/ Seat height 48 cm. Front clearance space. Two handrails: folding on the right (90 cm from the ground, 78 cm long), fixed on the left (90 cm from the ground, 78 cm long). Distance between bars 61 cm.

Sink/ Top border height 82 cm, lower border height 55 cm. Front clearance space, >=80 cm wide, 1.10 m long. Depth of the space under the sink is 42 cm. Pressure tap fitting. Mirror's lower border 99 cm, soap holder 90 cm, automatic hand dryer 1.10 m and hand drying paper 1.05 m. Push button cistern is 1.10 m from the ground.

Parking/ No private car park.

PERSONAL VEHICLE/

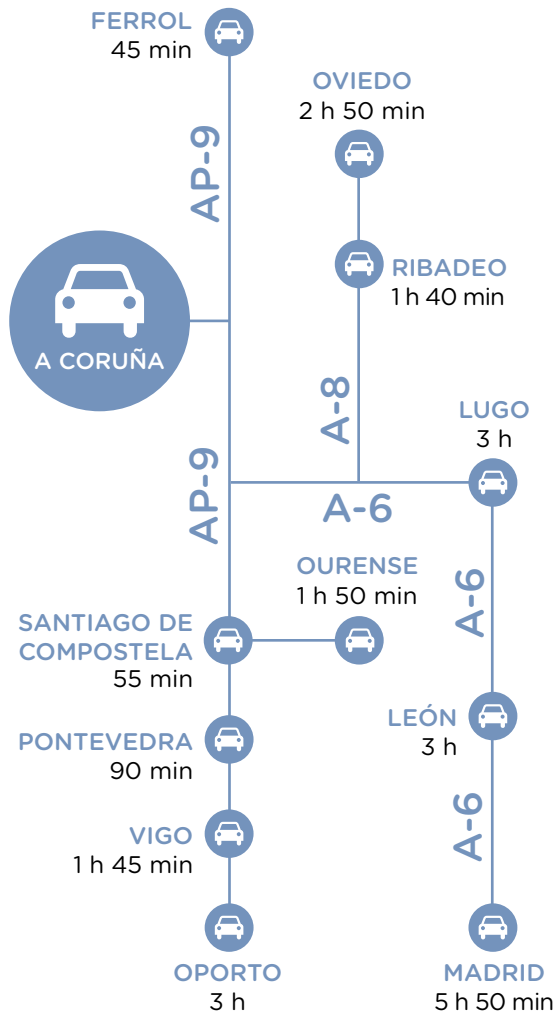
02/

How to get to A Coruña



10

Access/ The city lies on an Atlantic peninsula limited by the bay of the beaches of Riazor-Orzán, Golfo Ártabro and the estuary of A Coruña. This unique form makes it accessible from almost all places and areas on the **AP-9 freeway** and **A-6 highway**.



BUS STATION/



Caballeros, 21
15009A Coruña
Tel.: (+34) 981 18 43 35



Setting/ Access street has a light slope.



Access/ Via a ramp, >1.50 m wide, >10 m long, three flights with a landing where you can turn round >1.50 m. Handrail on both sides, 0.78 m from the ground. Automatic entrance door (ground floor), >=80 cm wide.



Ticket office and inside communication path/ Desks height 1.20 m with no clearance space. Inside the building, circulation space among furniture is >=1.20 m, with no narrowing or slopes.



Arrivals lift/ Automatic door, clearance >=80 cm wide. Inside cabin space 1.40 m, depth >=1.50 m, handrail height 90 cm; no turning space is required since it is a front exit. Button box inside and outside is between 90 cm and 1.20 m from the ground. **Departures lift/** Same features as the arrivals lift.



Adapted toilet/ Unisex (ground floor). It has two rooms (the first one with a sink and the second one with a toilet). The first door is in-swing and has a width of 75 cm and the second one has a sliding door with a clearance width of 80 cm. Hook lock. Inside, the turning space is 1.50 m. Light switch in the first room at 1 m.



Toilet/ Seat height 42 cm, allowing for an approach on the right side of 70 cm. Two handrails, the right one is folding (85 cm from the ground and 80 cm long), the left one is fixed (95 cm wide and 40 cm long). Distance between bars >1 m.



Sink/ Two sinks, one in each room, top border is approximately 90 cm from the ground and lower border is 83 cm from the ground. Front approach space, width >=80 cm, length 1.20 m. Depth of the space under the sink is 20 cm. Lever taps; inclined mirror at 1.17 m from the ground, soap holder and automatic hand dryer at 1 m from the ground. Push button cistern at 1.10 m.



Parking/ No private car park. There are two spaces reserved for people with reduced mobility in the street, opposite the entrance (2.50 m wide and 4.85 m long) with a clearance area >1.20 m wide.

INTERCITY BUSES/



Adapted intercity buses/

There are two private road transport companies with accessible units for people with reduced mobility and/or wheelchair users. Bus frequency is not guaranteed. It is advisable to check availability by calling the companies' information telephones.

The bus station has two floors: First floor (cafeteria, shops, information and ticket office) and the ground floor (arrivals and departures platforms). Entrance is via the ramp on Calle Caballeros, 21 (first floor-entrance to the ground floor in the lifts (please request assistance at Customer Service).



Autos CAL PITA/
Tel.: (+34) 981 23 57 59
(departure Bus station)

A Coruña, Fonteculler, O Burgo, San Pedro

A Coruña, Perillo, Santa Cruz, Arillo-Rialta

A Coruña, Perillo, Santa Cruz, Arillo-Sada

www.autoscalpita.com



ASICASA/
Tel.: (+34) 981 23 12 34

A Coruña, Vilaboa, Sigras, Carral
(departure Bus station)

A Coruña, Eiris, O Burgo, Almeiras, Cambre
(departure Bus station)

A Coruña, Aeropuerto de Alvedro
(departure Puerta Real)

CITY BUSES/



Adapted city buses/
Buses belonging to the company Compañía de Tranvías de La Coruña S.A. have the following features:

Continuous flat floor.

Suspension kneeling system is available to facilitate access at bus stops.

They have a telescopic ramp with external propulsion (mechanical in most, approximately 90%).

Buses have a reserved area for wheelchair users with seatbelts. 95% of the fleet has seats reserved for people with reduced mobility, with bars, armrests and special width. For more information, please visit: www.tranviascoruna.com

You can check bus timetables on the company website, at bus stops and on the **App** for mobile phones **ITRANVIAS**.



SERVICES FOR INDIVIDUALS AND GROUPS/

ADAPTED VANS/

Red Cross	(+34) 981 221 000 / (+34) 650 913 910
Asisdep	(+34) 981 143 431 / (+34) 639 170 872
Transporte Adaptado Manuel	(+34) 625 443 326
Indalo	(+34) 685 467 979
Fundación Inladi	(+34) 630 900 163

ADAPTED MICROBUSES/

Autos Rico	(+34) 660 458 615
Autocares Manuel García	(+34) 981 252 047

03/01

How to move around the city/ Transport

11

ADAPTED TAXIS/



Euro Taxis/ There are several Euro Taxis located throughout the municipality of A Coruña. These vehicles are minivans and they have an access ramp that allows a person who so requires to travel in his/her own wheelchair. You can order them by phone, the same as for the rest of non-adapted taxis.

Radio Taxi (+34) 981 24 33 33

Tele Taxi (+34) 981 28 77 77

PUBLIC PARKING SPACES/



12

<p>Plaza de Galicia Plaza de Galicia, s/n Tel.: (+34) 981 12 22 18</p> <p>100 SPACES 0 SPACES NO</p>	<p>Plaza de María Pita Plaza María Pita, s/n 15001 A Coruña Tfn:(+34) 981 22 15 36</p> <p>100 SPACES 0 SPACES NO</p>	<p>Plaza de Lugo Plaza de Lugo, s/n Tel.: (+34) 881 89 51 22</p> <p>376 SPACES 12 SPACES YES</p>	<p>Palace of the Opera Glorieta de América, s/n Tel.: (+34) 981 26 90 11</p> <p>325 SPACES 2 SPACES NO</p>	<p>Plaza de Pontevedra Juana de Vega, s/n Tel.: (+34) 981 22 62 89</p> <p>522 SPACES 5 SPACES YES</p>	<p>Plaza de Vigo Federico Tapia, 40 Tel.: (+34) 981 12 12 19</p> <p>200 SPACES 2 SPACES LEVEL 0</p>	<p>Los Cantones Sánchez Bregua, s/n Tfn: (+34) 981 22 93 77</p> <p>465 SPACES 0 SPACES NO</p>
<p>Palexco Muelle de Transatlánticos, s/n Tel.: (+34) 981 22 88 88</p> <p>480 SPACES 15 SPACES YES</p>	<p>Plaza de la Palloza Plaza de la Palloza, s/n Tel.: (+34) 981 13 55 14</p> <p>386 SPACES 6 SPACES NO</p>	<p>Orzán - Riazor Avda. Pedro Barrié de la Maza, s/n Tel.: (+34) 981 26 30 84</p> <p>1.056 SPACES 0 SPACES NO</p>	<p>Justicia - Plaza Monforte Oidor Gregorio Tovar, s/n Tel.: (+34) 981 24 51 02</p> <p>188 SPACES 2 SPACES LEVEL 0</p>	<p>Paseo de Ronda Paseo de Ronda, s/n Tel.: (+34) 981 27 71 17</p> <p>90 SPACES 0 SPACES YES</p>	<p>Casa del Agua Pedro Ferrer, 2 Tel.: (+34) 981 27 46 10</p> <p>550 SPACES 18 SPACES YES</p>	<p>Fábrica de Tabacos Ramón y Cajal, s/n Tels.:(+34)981 23 12 85/(+34)986 78 75 02</p> <p>620 SPACES 9 SPACES YES</p>

<p>Bulevar del Papagayo Panaderas, 38 Tel.: (+34) 981 22 25 24</p> <p>970 SPACES 12 SPACES YES</p>	<p>Astor Coruña (Valet parking) Santiago Rey Fernández-Latorre, 55 Tel.: (+34) 981 29 37 00</p> <p>150 SPACES 0 SPACES VALET PARKING</p>	<p>Conchiñas - Teixeira de Pascoaes Ronda de Outeiro, s/n Tel.: (+34) 881 91 78 90</p> <p>86 SPACES 0 SPACES NO</p>	<p>CC Cuatro Caminos Ramón y Cajal, 53 Tel.: (+34) 981 24 83 18</p> <p>666 SPACES 5 SPACES YES</p>	<p>Ronda de Outeiro - Los Mallos Ronda de Outeiro, s/n Tel.: (+34) 981 23 81 64</p> <p>512 SPACES 0 SPACES NO</p>	<p>Plaza del Tebeo Avda. Enrique Salgado Torres, s/n Tel.: (+34) 981 23 36 86</p> <p>300 SPACES 6 SPACES YES</p>	<p>Parque Europa Río de Monelos, s/n Tel.: (+34) 981 29 76 75</p> <p>560 SPACES 4 SPACES LEVEL 0</p>
---	---	--	---	--	---	---



03/02
How to move around the city/
Parking

13

<p>Os Mariñeiros Ronda de Outeiro, 297 Tel.: (+34) 981 25 41 61</p> <p>634 SPACES 9 SPACES YES</p>	<p>El Corte Inglés Ramón y Cajal Ramón y Cajal, 57-59 Tel.: (+34) 981 18 94 00</p> <p>825 SPACES 12 SPACES YES</p>	<p>Train station Ronda de Outeiro, s/n Tel.: (+34) 981 23 87 83</p> <p>277 SPACES 2 SPACES LEVEL 0</p>	<p>Mercado de Montealto Forcarey, s/n Tel.: (+34) 981 21 43 52</p> <p>72 SPACES 3 SPACES YES</p>	<p>Maestranza Avda. Metrosidero, s/n Tel.: (+34) 981 22 79 51</p> <p>165 SPACES 4 SPACES YES</p>	<p>CC Los Rosales Ctra. Fuertes, s/n Tel.: (+34) 981 12 81 18</p> <p>1.900 SPACES 17 SPACES YES</p>	<p>Marina Coruña Dique de Abrigo Barrié de la Maza, s/n Tel.: (+34) 881 92 04 82</p> <p>260 SPACES 6 SPACES YES</p>
---	---	---	---	---	--	--

<p>Work Center Copérnico, 7 Tel.: (+34) 981 91 39 56</p> <p>670 SPACES 22 SPACES YES</p>	<p>Elviña Plaza Luis Seoane, s/n Tel.: (+34) 981 13 27 36</p> <p>730 SPACES 6 SPACES YES</p>	<p>Tower of Hércules (outside) Avda. Navarra, s/n 15002 A Coruña</p> <p>230 SPACES 2 SPACES LEVEL 0</p>	<p>Ciudad Sanitaria Lugar Jubias de Arriba, s/n Tel.: (+34) 981 13 08 87</p> <p>1.000 SPACES 25 SPACES LEVEL 0</p>	<p>Matogrande Enrique Mariñas Romero, s/n Tel.: (+34) 881 96 22 92</p> <p>378 SPACES 8 SPACES YES</p>	<p>CC Marinada City Estrada Baños de Arteixo, 43 Tel.: (+34) 881 88 88 88</p> <p>6.000 SPACES 38 SPACES YES</p>	<p>CC Espacio Coruña José Pascual López-Cortón, 10 Tel.: (+34) 981 17 21 08</p> <p>2.000 SPACES 4 SPACES YES</p>
---	---	--	---	--	--	---

<p>CC Alcampo Lugar Palavea Vieja, s/n Tel.: (+34) 981 28 87 00</p> <p>980 SPACES 15 SPACES YES</p>	<p>CC Comcor P.I. La Grela, Jose María Rivera Corral, 1 Tel.: (+34) 981 27 60 94</p> <p>400 SPACES 2 SPACES YES</p>	<p>Mercado As Conchiñas (As Conchiñas Market) Avda. As Conchiñas, s/n Tel.: (+34) 981 91 04 60</p> <p>230 SPACES 13 SPACES YES</p>	<p>Marina Parrote El Parrote, s/n Tfn: (+34) 981 21 85 98</p> <p>614 SPACES 14 SPACES YES</p>	<p>Mercado de Elviña (Elviña Market) Miguel González Garcés, s/n Tfn: (+34) 881 88 55 55</p> <p>210 SPACES 5 SPACES YES</p>	<p>Parking spaces in the street/ On the local government of A Coruña web site there is a link to spaces reserved for people with reduced mobility. You can access them by scanning this QR code:</p>
--	--	---	--	--	---





HESPERIA FINISTERRE HOTEL/

★★★★★

Paseo del Parrote, 2-4
15001 A Coruña
Tel. (+34) 981 205 400
Fax. (+34) 981 208 462
hotel@hesperia-finisterre.com
www.hesperia.es

14

Setting/ Access street is flat. Hotel access by one single entrance

Access/ Entrance to the building is on ground level. Automatic door, width ≥ 80 cm.

Reception and inside communication path/ Access via the inside ramp 4.20 m long and 1.25 m wide with a moderate slope. Handrail on the right side 65 cm from the ground, on the left side 59 cm from the ground. Circulation among furniture ≥ 1.20 m. Corridors ≥ 1.20 m wide and a turning space of 1.50 m.

Lift/ Two next to reception. Automatic door, ≥ 80 cm wide. Cabin width 1.05 m and depth 1.50 m. Button box height between 0.90 and 1.20 m.

Adapted toilet in the common area/ First floor, next to the dining hall. Unisex. Cubicle with a sliding door ≥ 80 cm wide. On the access landing and inside inside there is a maximum turning space of 1.50 m.

Toilet/ Toilet seat height 46-50 cm. Toilet front clearance length 1.10 m and width 1.50 m. Two handrails: the right one is folding (75 cm from the ground and 77 cm long), and the left one is fixed (60 cm from the ground and 30 cm long). Distance between bars between 65 and 70 cm.

Sink/ Top border height is 83 cm and lower border height is between 68 and 72 cm. Front clearance space is 1.50 m wide and 70 cm long. Space under the sink is 40 cm deep.

Adapted rooms/ 6 rooms. Room entrance door is ≥ 80 cm wide. Inside corridor is ≥ 1.20 m wide and the maximum turning space is 1.50 m. The clearance space on the right is 80 cm wide.

Bathroom in the adapted room/ The access landing allows a turning space of 1.50 m. The entrance door is ≥ 80 cm wide. There is a turning space of 1.50 m.

Toilet/ Seat is between 46 and 50 cm from the ground. Clearance space on the left side is 1.35 m wide. Two handrails, fixed on the right (60 cm from the ground and 30 cm long), folding on the left (75 cm from the ground and 77 cm long). Distance between bars is between 65 and 70 cm.

Sink/ Top border height is 75 cm and lower border height is 68-72 cm. Front clearance space is 1.50 m wide and ≥ 1.20 m long. Space under the sink is 60 cm deep.

Bath/ One bath per room. Top border is 50 cm from the ground. Two handrails, 40 cm from the ground. Transfer benches are available upon request.

Restaurant, dining hall, cafeteria/ First floor, ground level path. Open space ≥ 80 cm. Circulation among furniture ≥ 1.20 m. Height under the table is 75 cm, clearance between 70 and 75 cm. Clearance width ≥ 65 cm, clearance depth 47 cm. The closest adapted toilet is on the same floor, next to the dining hall.

Parking/ Valets are available. Outside car park lot with no spaces reserved for people with reduced mobility. It is not close to the building, access via Paseo del Parrote.



AC HOTEL A CORUÑA/

★★★★★

Enrique Mariñas Romero, 34
15009 A Coruña
Tel. (+34) 981 175 490
www.hotelacoruña.com

04/01
Accommodation/
Hotels

15

Setting/ Access from Calle Enrique Mariñas is on a slope, it is advisable to access from Alfonso Molina, because it is flat.

Access/ Entrance from the Avenida de Alfonso Molina via a ramp with a gentle slope, length < 10 m and width ≥ 1.20 m, no handrail. Door width ≥ 80 cm.

Reception and inside communication path/ Path among furniture ≥ 1.20 m. Desk is 1.10 m high, obstacle-free clearance space. Corridors are ≥ 1.20 m wide and a maximum turning space of 1.50 m.

Lift/ Two lifts. Automatic door ≥ 80 cm wide. Cabin is 1 m wide and ≥ 1.40 m deep.

Adapted toilet in the common area/ -1 floor (Opposite the lifts). In the access landing to the cabin, a circumference of 1.50 m can be inscribed. Cabin door is ≥ 80 cm wide. Inside, a circumference of 1.50 m can be inscribed.

Toilet/ Toilet seat height is 43 cm. Clearance space on the right side is 1 m wide. Two handrails: right side is folding (75 cm from the ground and 80 cm long) and left side is vertically fixed (low height is 36 cm and top height is 90 cm). Distance between bars is 80 cm.

Adapted rooms/ Six rooms, one on each floor, except for the 8th floor. Entrance door is ≥ 80 cm wide. Inside corridor is 1.15 m wide and in turning spaces the maximum turning space is 1.20 m. Clearance space for the bed on the right side is ≥ 90 cm and 60 cm on the left.

Bathroom in the adapted room/ In-swing entrance door ≥ 80 cm wide. The turning space is 1.50 m.

Toilet/ Seat height is 43 cm. Clearance space on the left side is 80 cm wide. Two handrails, folding on the left (75 cm from the ground and 80 cm long), vertically fixed on the right (lower part is 36 cm from the ground and top part is 90 cm from the ground). Distance between bars is 70 cm.

Shower/ Ground level, surface of 1.80 x 0.90 m, entrance width is ≥ 80 cm. Seat is fixed to the wall, 40 cm wide and 45 cm from the ground, clearance space on the right side is 80 cm and handrail is vertically fixed (low part is 38 cm from the ground and top part is 1 m from the ground).

Breakfast room/ -1 floor, accessible path. Entrance door width ≥ 80 cm. Circulation path among furniture is ≥ 1.20 m. Tables height not more than 73 cm and space under is 70 cm. Clearance width is ≥ 65 cm and depth under the table is 45 cm. The closest adapted toilet is on the -1 floor.

Lunch-dinner area/ First floor, accessible path. Entrance door width ≥ 80 cm. Circulation path among furniture is ≥ 1.20 m. Tables height not more than 73 cm and space under is 70 cm. Clearance width ≥ 65 cm and space depth under the table is 45 cm. The closest adapted toilet is on floor -1.

Parking/ Access via the lift. Two reserved spaces, 4.40 m wide and 4.80 m long.



ATTICA 21 HOTEL/

★★★★

Enrique Mariñas Romero , 34
15009, A Coruña
Tel. (+34) 981 130 505
info.coruna@atticca21hotels.com
www.atticca21hotels.com

16

Setting/ Access street is flat. Access to the hotel by one single entrance

Access/ Entrance to the building is on ground level. Automatic door, width ≥ 80 cm.

Reception and inside communication path/ Circulation among furniture ≥ 1.20 m. Access to the desk via a ramp with a gentle slope 9 m long and 1.50 m wide. Handrail on both sides 90 cm from the ground. Width of the corridors on the floors ≥ 1.20 m with a 1.50 m turning space.

Lift/ Three lifts, automatic door, ≥ 80 cm wide. Cabin width is 1.10 m and depth ≥ 1.40 m.

Adapted toilet in the common area/ Ground floor opposite the reception. Cubicle door ≥ 80 cm wide. Inside, the maximum turning space is 1.50 m.

Toilet/ Toilet seat height is between 46-50 cm. Front clearance space. Two handrails: one folding handrail on the right (72 cm from the ground and 80 cm long), and one on the left (75 cm from the ground and 45 cm long). Distance between bars is 70 cm.

Adapted rooms/ 12 rooms. Entrance door width ≥ 80 cm. Indoor corridor is 1.10 m wide with a maximum turning space of 1.20 m. Clearance space on the left side of the bed is ≥ 90 cm wide.


Bathroom in the adapted room/ Sliding door ≥ 80 cm wide. Maximum turning space of 1.50 m.

Toilet/ Toilet seat height 46-50 cm. Front clearance space. Two handrails, folding on the left (70 cm from the ground and 70 cm long), fixed on the right (90 cm from the ground and 48 cm long). Distance between bars is 75 cm.

Bath/ One bath per room. Top border is between 45 and 50 cm from the ground. No grab bars or transfer benches.

Restaurant, dining hall/ Ground floor, ground level path, clearance space ≥ 80 cm. Circulation among furniture ≥ 1.20 m. Maximum height of the tables is 76 cm and space under is 70 cm. Clearance width is ≥ 65 cm and depth under the table is 35 cm. The closest adapted toilet on the same floor is opposite reception.

Parking/ Access via the lift. Two reserved spaces, 3.50 m wide and 5.50 m long.



CARRÍS MARINEDA HOTEL/

★★★★

Ctra. Baños de Arteixo, 43
15006 A Coruña
Tel. (+34) 981 632 436
marineda@carrishoteles.com
www.carrishoteles.com

17

Setting/ Access street is flat. Access to the hotel by one single entrance

Access/ Entrance to the building is on ground level. Revolving door with ISA marked button, ≥ 80 cm wide.

Reception and inside communication path/ Circulation among furniture is ≥ 1.20 m. Reception desk 1,10 m. Corridors on the floors ≥ 1.20 m wide and a maximum turning space of 1.20 m .

Lift/ Two lifts, next to reception. Automatic opening and clearance space ≥ 80 cm wide. Cabin width is 97 cm and depth 2.15 m. Handrail 86 cm from the ground. Button boxes inside and outside are between 0.90 and 1.20 m from the ground.

Adapted toilets in the common area/ 2 unisex toilets, one on the ground floor (reception area) and another one on the first floor (see adapted toilet in the restaurant area). On each floor, there are two adapted toilets (men and women). Cubicle in-swing door, 80 cm wide. The maximum turning space inside is 1.20 m. Twist latch lock.

Toilet/ Toilet seat height 45 cm. Approachable on the right side. Two handrails: folding on the right (80 cm from the ground, 68 cm long), fixed on the left (80 cm from the ground, 50 cm long). Distance between bars 82 cm.

Sink/ Top border height 80 cm and lower border 67 cm. Front clearance space is ≥ 80 cm wide and 1.10 m long. Space under the sink is 10 cm deep. Mirror's lower border is < 90 cm from the ground and sloping. Non-adapted lever taps in sink. Automatic lights. Soap handler is 90 cm from the ground, automatic hand dryer is 1.10 m and the cistern is at 83 cm.

Adapted rooms/ 6 rooms (2 standard, 4 family-sized) on 2nd and 3rd floors. Access door to the room is in-swing and 75 cm wide. The maximum turning space outside the room is 1.20 m. Card entrance on the door 1.10 from the ground. Inside corridor is ≥ 1.20 m wide with a maximum turning space of 1.20 m. Clearance space to the bed on the right side is ≥ 80 cm. Wardrobe bar is 1.20 from the ground and bed border is 60 cm from the ground.

Bathroom in the adapted room/ Out-swing access door is 73 cm wide. The maximum turning space is ≥ 1.50 m.

Toilet/ Toilet seat is 46 cm from the ground. Approachable on the right side. Two handrails, folding on the right (78 cm from the ground and 68 cm long), fixed on the left (80 cm from the ground and 50 cm long). Distance between bars is 83 cm.

Sink/ Top border is 80 cm from the ground and lower border is 68 cm from the ground. Front clearance spaces, ≥ 80 cm wide, 1.20 m long. Free space under the sink is 50 cm. Mirror's lower border is 98 cm from the ground, sloping. Non-adapted lever tap in sink.

Shower/ Space that juts out is 2 cm, surface is 1.35 x 0.67 m. Entrance width ≥ 80 cm. Movable shower chair is 50 cm from the ground. Handrail on the right is 80 cm from the ground and 50 cm long. Lever taps in sink at 1.10 m.

Restaurant, dining hall/ First floor, access via the lift. Circulation among furniture ≥ 1.20 m. Maximum height of the table is 72 cm, free space underneath is 70 cm. Clearance space is ≥ 80 cm, depth of 50 cm. Self-service countertop is between 86 and 96 cm from the ground.

Adapted toilet in the restaurant area/ First floor, unisex, out-swing entrance door ≥ 80 cm wide. The maximum turning space is ≥ 1.20 m. Twist latch lock.

Toilet/ Toilet seat is 47 cm from the ground. Approachable on the right side. Two handrails, folding on the right (80 cm from the ground and 68 cm long), fixed on the left (80 cm from the ground and 50 cm long). Distance between bars is 79 cm.

Sink/ Top border height is 79 cm and lower border is 67 cm. Front clearance spaces, ≥ 80 cm wide and 1.10 m long. Free space under the sink is 10 cm. Mirror's lower border height is < 90 cm and sloping. Non-adapted lever taps in sink. Automatic lights. Soap holder is 90 cm from the ground, hand dryer 1 m from the ground and push button cistern 83 cm from the ground.

Parking/ Spaces reserved for the hotel in Marineda City shopping centre. 2 for people with reduced mobility (3.60 m wide and 4.80 m long).





EUROSTARS CIUDAD DE A CORUÑA/


★★★★


Juan Sebastián el Cano, 13
15002 A Coruña
Tel. (+34) 981 211 100
Fax. (+34) 981 224 610
reservas@eurostarsciudaddeacoruna.com
www.eurostarsdeacoruna.com


18

 **Setting/** Access street is flat. Access to the hotel is via a single entrance.


 **Access/** Entrance to the building via a ramp with a gentle slope, 15 m long and 1.50 m wide. There is a flat space in the middle 1.50 x 1.50 m. Non-automatic revolving door.


 **Reception and inside communication path/** Circulation among furniture \geq 1.20 m. Clearance space to the desk with no obstacles. Corridors on the floors \geq 1.20 m wide and a maximum turning space of 1.50 m.


 **Lift/** Two lifts. Access via automatic lifting platform. Automatic door opening width \geq 80 cm. Cabin is 1.10 m wide and 1.20 m deep.


 **Adapted toilet in the common area/** Ground floor, next to reception. Landing space to access the cubicle allows a turning space of 1.20 m. Cubicle door width \geq 80 cm. The maximum turning space inside is 1.20 m





 **Toilet/** Toilet seat height 43 cm. Approachable on the left side 70 cm wide. Fixed handrail on the right side (70 cm from the ground and 65 cm long).


 **Adapted rooms/** 8 rooms. Entrance door is \geq 80 cm wide. Corridor inside is \geq 1.20 m wide and the maximum turning space is 1.40 m. Clearance space to the bed on the left side 80 cm wide.


 **Bathroom in the adapted room/** Sliding access door \geq 80 cm. The maximum turning space is 1.50 m.

 **Toilet/** Seat is 40 cm from the ground. Approach on the right side, 70 cm wide. Two handrails, folding on the right side (75 cm from the ground and 60 cm long), on the left side (79 cm from the ground and 30 cm long). Distance between bars 70 cm.

 **Bath/** One bath per room. Top border height 55 cm. Handrail between 70 and 75 cm from the ground. Transfer bench available upon request.

 **Restaurant-dining hall/** Ground floor, ground level access. Entrance door is \geq 80 cm wide. Circulation among furniture is \geq 1.20 m. Table height is no more than 73 cm and free space under is 70 cm. Clearance width is 80 cm and free space under the table is 34 cm deep. The closest adapted toilet on the same floor next to reception.

 **Cafeteria/** Ground floor, ground level access. Open space. Circulation among furniture is \geq 1.20 m. Table height no more than 73 cm and free space under between 70 and 80 cm. Clearance width is 60 cm and free space under the table is \geq 60 cm deep. The closest adapted toilet on the same floor is next to reception.


 **Parking/** Outdoor car park is available, with an accessible path but no reserved spaces for people with reduced mobility.





MELIÁ MARÍA PITA HOTEL/


★★★★


Av. Pedro Barrié de la Maza, 3
15003 A Coruña
Tel. (+34) 981 205 000
melia.maria.pita@melia.com
www.melia.com


 **Setting/** Access street is flat. Two entrances, one is accessible.


 **Access/** Accessible entrance from the side of the main entrance, next to the entrance to the restaurant (ground floor). Ramp with slight slope, \geq 1.50 m wide and 4.30 m long. Out-swing door \geq 80 cm wide, by means of a marked bell at 1 m. Handle opening from the outside and pressure bar from the inside.


 **Reception and inside communication path/** Circulation among furniture is \geq 1.20 m. Reception desk (mezzanine) 1.16 m high. Corridors on the floors \geq 1.20 m wide with no narrowing.

 **Lift/** Three lifts, next to the reception desk. Automatic opening and free width \geq 80 cm. Cabin is 1.58 m wide and 1.38 m deep. Button boxes inside and outside are between 90 cm and 1.20 m from the ground. No handrail.

 **Adapted toilet in the common area/** Ground floor, next to the breakfast room, inside men's toilet. Entrance door is out-swing and 77 cm wide, on the landing the maximum turning space is \geq 1.20 m. Out-swing cabin door 77 cm wide. The maximum turning space inside is \geq 1.50 m. Twist latch lock.


 **Toilet/** Toilet seat is 43 cm from the ground. Approachable on the left side, 60 cm wide. Folding handrail on the right (73 cm from the ground and 72 cm long). Push button cistern 78 cm from the ground.


 **Sink/** Top border is 80 cm from the ground and lower border is 75 cm from the ground. Front clearance space is \geq 80 cm wide and 1.05 m long. Free space under the sink is 25 cm deep. Mirror's lower border is 95 cm from the ground. Lever tap in sink, soap holder 1 m from the ground and hand drying paper 1.20 m from the ground. Automatic lights.


 **Adapted rooms/** Eight adapted rooms on the first floor. Entrance door is 75 cm wide, in-swing. Corridor's width inside is 1.17 m, with a maximum turning space of 90 cm. Clearance space from the right and left side of the bed \geq 80 cm wide. Lights and card system is 1.05 m from the ground, thermostat 1.45 m from the ground and light


switches on the night table 95 cm from the ground.


19


 **Bathroom in the adapted room/** Sliding door 78 cm wide. The maximum turning space is 1.20 m.


 **Toilet/** Seat is 50 cm from the ground. Toilet approach on the right side. Two folding handrails (74 cm from the ground and 72 cm long). Distance between bars is 71 cm. Push button cistern is 85 cm from the ground.


 **Sink/** Top border is 79 cm from the ground and lower border is 66 cm from the ground. Front clearance space is \geq 80 cm wide and \geq 1.20 cm long. Free space under the sink is 20 cm deep. Mirror's lower border is \leq 90 cm from the ground. Non-adapted lever tap in sink.


 **Shower/** Ground level, surface is 1 x 0.78 m. entrance width is \geq 80 cm. Seat is fixed to the wall, 35 cm wide and adjustable height. Fixed handrail, vertical and on the right side, between 0.80 and 1.20 m from the ground. Lever tap in sink 1.05 m from the ground. Lights 1.05 m from the ground, soap holder 1.10 m from the ground, hair dryer 1.20 m from the ground and hand cleaning towels 80 cm from the ground. There is a phone in the bathroom to call reception or to make external phone calls 1.10 m from the ground.

 **Breakfast room/** Ground floor, circulation path among furniture is \geq 1.20 m, buffet desk between 60 and 86 cm. Maximum height of the tables is 76 cm, free space under is 73 cm, free space under the table is 33 cm deep. The closest adapted toilet is on the ground floor.

 **Cafeteria/** Ground floor, circulation path among furniture is \geq 1.20 m, buffet desk between 60 and 86 cm. Maximum height of the tables is 76 cm, free space under is 73 cm, free space under the table is 33 cm deep. The closest adapted toilet is on the ground floor.

 **Restaurant/** Ground floor, maximum height of the tables is between 74 and 77 cm, free space under 71-74 cm, free depth under the table 50 cm. The closest adapted toilet is on the ground floor.

 **Parking/** In the path to the car park there are two doors 75 cm wide. A reserved space is available and it is 1.95 m wide and 4.65 m long.



TRYP CORUÑA HOTEL/

★★★★

Ramón y Cajal, 53
15006 A Coruña
Tel. (+34) 981 242 711
tryp.coruna@melia.com
www.melia.com

20

Setting/ Access street is flat. Access to the hotel by one single entrance

Access/ Entrance to the building via a ramp 1 m wide and 5 m long, with a pronounced slope. Swing door, ≥ 80 cm wide.

Reception and inside communication path/ Circulation among furniture is ≥ 1.20 m. Desk is 1 m high. Corridors on the floors are ≥ 1.20 m wide with no narrowing.

Lift/ Two lifts, next to the reception desk. Automatic opening door and 80 cm wide. Cabin is 1 m wide and 1.45 m deep. Handrail 76 cm from the ground. Button boxes outside and inside are between 0.90 and 1.20 m from the ground.

Adapted toilet in the common area/ Ground floor. Unisex. Out-swing cabin door 80 cm wide. The maximum turning space inside is ≥ 1.20 m. Twist latch lock.

Toilet/ Toilet seat is 41 cm from the ground. Approachable on the left side. Folding handrails on the right (74 cm from the ground and 72 cm long). Push button cistern 78 cm from the ground.

Sink/ Top border is 81 cm from the ground and lower border is 77 cm from the ground. Front clearance space is ≥ 80 cm wide and 1.10 m long. Free space under the sink is 25 cm deep. Mirror's lower border is 1 m from the ground. Adapted lever tap in sink. Lights 1.15 m from the ground, soap older 1.20 m from the ground, hair dryer 1.10 m from the ground and hand drying paper is 1.20 m from the ground.

Adapted rooms/ 2 rooms (201 and 401) on the second and fourth floors. Entrance door is in-swing and 70 cm wide. Corridor inside is 96 cm wide, a maximum turning space of ≥ 1.20 m. Clearance space on the right side of the bed ≥ 80 cm wide. Lights and card system 1.10 m from the ground and light switches on the night table and climate control 80 cm from the ground.

Bathroom in the adapted room/ In-swing entrance door 78 cm wide. The maximum turning space is ≥ 1.50 m. Light switches located 1.10 m from the ground, soap holder 1.10 m from the ground and towels at 78 cm. A telephone is available in the bathroom from which reception and external calls can be made.

Toilet/ Seat is 41 cm from the ground. Approachable on the right side. Handrails on the left (75 cm from the ground and 78 cm long). Push button cistern 75 cm from the ground.

Sink/ Top border is 85 cm from the ground and lower border is 72 cm from the ground. Front clearance spaces is ≥ 80 cm from the ground and 1.20 m long. Free space under the sink is 32 cm deep. Mirror's lower border is < 90 cm from the ground. Non-adapted lever tap in sink 1 m from the ground.

Shower/ Anti-slip, ground level, surface 1,65 x 0,79 m, entrance width ≥ 80 cm. Shower seat, 50 cm wide and 45 cm from the ground with a handrail 77 cm from the ground. Lever tap in sink at 1 m.

Cafeteria/ Ground floor. Circulation path among furniture ≥ 1.20 m. Bar 1.12 m high. Height of the tables 75 cm and free space under 72 cm, free space under the table is 42 cm deep. The closest adapted toilet is on the ground floor.

Breakfast room / First floor. Buffet desk is 90 cm high. Maximum height of the tables is 75 cm and free space under is 71 cm, free space under the tables is 37 cm deep. The closest adapted toilet is on the ground floor.

Parking/ The same as Cuatro Caminos shopping centre



ZENIT CORUÑA HOTEL/

★★★★

Comandante Fontanes, 19
15003 A Coruña
Tel. (+34) 981 218 484
Fax. (+34) 981 204 040
coruna@zenithoteles.com
www.zenithoteles.com

21

Setting/ Access street is flat. Access to the hotel by one single entrance

Access/ Entrance to the building is at ground level. Automatic door, width ≥ 80 cm.

Reception and inside communication path/ Access via a ramp that is 7.30 m long and 1.80 wide with a gentle slope. Handrail on the right side 92 cm from the ground. Circulation among furniture is ≥ 1 m. Corridors on the floors are ≥ 1.20 m wide with a maximum turning space of 1.50 m.

Lift/ Two lifts. Automatic opening door ≥ 80 cm wide. Cabin is 1.06 m wide and ≥ 1.40 m deep. Button box is between 0.90 and 1.20 m from the ground.

Adapted toilet in the common area/ Floor -1, next to the dining hall. Entrance door is ≥ 80 cm wide, with a maximum turning space inside of 1.50 m. Cubicle door is 78 cm wide, with a maximum turning space inside of 1.50 m.

Toilet/ Toilet seat is 43 cm from the ground. Front clearance space is 1.35 m wide and 1.50 m long. Two handrails: on the right it is folding (75 cm from the ground and 65 cm long), on the left it is fixed (75 cm from the ground and 40 cm long). Distance between bars 80 cm.

Sink/ Top border height 88 cm and lower border height 87 cm. Front clearance space is 70 cm wide and ≥ 1.20 m long. Free space under the sink is 50 cm deep.

Adapted rooms/ Four adapted rooms, one per floor. Entrance door is 78 cm wide. Corridor inside is ≥ 1.20 wide, and a maximum turning space of 1.20 m. Clearance space on the left side of the bed is 82 cm wide.

Toilet in the adapted room/ Access landing to the cubicle allows a maximum turning space of 1.50 m. Cubicle door is ≥ 80 cm wide. The maximum turning space is 1.50 m.

Toilet/ Seat is 43 cm from the ground. Clearance space on the right side is 1.20 m wide. Two handrails, folding on the right (75 cm from the ground and 67 cm long), fixed on the left (75 cm from the ground and 40 cm long). Distance between bars is 63 cm.


Sink/ Top border is 88 cm from the ground and lower border is 87 cm from the ground. Front clearance space is 48 cm wide and 80 cm long. Free space under the sink is 60 cm deep.

Bath/ All adapted rooms have one bath. Top border is 46 cm from the ground. L-shaped handrails, lower part is ≤ 67 cm from the ground and top part is 1.10 m from the ground. Transfer bench is available upon request.

Restaurant - dining hall/ Floor -1, ground level access. Entrance door is ≥ 80 cm wide. Circulation path among furniture is ≥ 1 m (depending on the layout of the tables). Maximum height of the tables is 74 cm, free space under is 71 cm, clearance space is ≥ 65 cm wide and free space under the table is 31 cm deep. The closest adapted toilet is on the floor -1, next to the restaurant-dining hall.

Cafeteria/ Ground floor, next to reception, ground level access. Open space, circulation path among furniture is ≥ 1 m. Maximum height of the tables is 63 cm, free space under is 59 cm, clearance space is 63 cm wide and free space under the table is 30 cm deep. The closest adapted bathroom is on the floor -1, next to the restaurant-dining hall.

Parking/ Floor -2, access via the lift. Four reserved spaces, ≥ 3.50 m wide and 4.40 m long.





PLAZA HOTEL/


★★★★


Santiago Rey Fernández Latorre, 45
15006 A Coruña
Tel. (+34) 981 290 111
www.hotelplaza.es


22


 **Setting/** Access street slopes slightly. Access to the hotel by one single entrance.


 **Access/** The entrance to the building has a part that juts out 20 cm which can be overcome by a movable ramp available upon request at the reception, 90 cm wide and 63 cm long. Automatic door, ≥ 80 cm wide.


 **Reception and inside communication path/** Access via a ramp with a moderate slope 6 m long and 1 m wide; handrail on both sides at 90 cm from the ground. Circulation among furniture is ≥ 1.20 m. Reception desk is 1.25 m high. Corridors on the floors are ≥ 1.20 m wide and the maximum turning space is 1.50 m.

 **Lifts/** Three lifts, only one is accessible. Automatic opening door and 80 cm wide. Cabin is 1 m wide and 1.10 m deep. Button box inside is at 1.35 m from the ground and button box outside is 1.25 m from the ground.


 **Adapted toilet in the common area/** Floor -1. Unisex. In-swing door ≥ 80 cm wide. The maximum turning space inside is 1.20 m. Twist latch lock.


 **Toilet/** Toilet seat is 43 cm from the ground. Approach on the right side. Two handrails: on the right it is folding (73 cm from the ground and 80 cm long), on the left it is fixed (between 80-90 cm from the ground and 35 cm long). Distance between bars 65 cm. Push button cistern 75 cm from the ground.


 **Sink/** Top border height 86 cm and lower border height 84 cm. Front clearance space is ≥ 80 cm wide and ≥ 1.20 m long. Free space under the sink is 47 cm deep. Lights and soap holder 1.10 m from the ground, automatic hand dryer 1.20 m from the ground and hand drying paper 1.25 m from the ground. Folding changing table 1.03 m from the ground with a free depth of 55 cm.


 **Adapted rooms/** Three adapted rooms (105, 106 and 107) on first floor. Entrance


door is 76 cm wide and in-swing. Corridor inside is ≥ 1.20 wide, with a maximum turning space of 1.50 m. Clearance space of the bed on the right side is 76 cm wide and on the left side it is 80 cm wide. Height of the bed 60 cm. Light switches 1 m from the ground, card system 1.20 m from the ground and light switches on the night table 70 cm from the ground. In room 107, there is a 50 cm narrowing to access the bathroom.


 **Bathroom in the adapted room/** Sliding door ≥ 80 cm wide. The maximum turning space is 1.20 m. Soap holder 90 cm from the ground, hair dryer is 1.20 m from the ground and towels 75 cm from the ground. A telephone is available in the bathroom to call reception or to make external calls.


 **Toilet/** Seat is 40 cm from the ground. Approachable on the right side. Two handrails, folding on the left (80 cm from the ground and 80 cm long), fixed on the right (between 76-86 cm from the ground and 35 cm long). In room 105 there is only one handrail on the right.

 **Sink/** Top border is 87 cm from the ground and lower border is 85 cm from the ground. Front clearance space is 50 cm wide and 80 cm long, and you have to go up the shower ramp to access it. Free space under the sink is 22 cm deep. Mirror's lower border is 1 m from the ground. Non-adapted lever tap in sink.

 **Shower/** A slight ramp of 15 cm to overcome part that juts out, surface 1.58 x 1 m, entrance is ≥ 80 cm wide. Seat is fixed to the wall 34 cm wide and 50 cm from the ground. Fixed handrail on the right. Lever tap in sink 1 m from the ground.

 **Restaurant, dining hall, cafeteria/** Ground floor. Circulation path among furniture is ≥ 1.20 m. Maximum height of the tables is 78 cm, free space under is 73 cm. Clearance space is ≥ 60 cm wide and free space under the table is 33 cm deep. Bar is 1.08 m from the ground and self-service desk is 92 cm high. The closest adapted toilet is on the floor -1

 **Parking/** There is no private car park.





BLUE CORUÑA HOTEL/


★★★★


Juana de Vega, 7
15004 A Coruña
Tel. (+34) 881 888 555
reservas@hotelbluecoruna.com
www.hotelbluecoruna.com


23


 **Setting/** Access street is flat. Access to the hotel by one single entrance


 **Access/** Entrance to the building is at ground level. Automatic door, width ≥ 80 cm.


 **Reception and inside communication path/** Circulation among furniture is ≥ 1.20 m. Reception desk is double height, one of them 85 cm high with a clearance space free of obstacles. Corridors on the floors are ≥ 1.20 m wide with a maximum turning space of 1.20 m.


 **Lift/** Two lifts available, next to the reception desk. Only one of them leads to the cafeteria area. Automatic opening door and clearance space is ≥ 80 cm wide. Cabin is 1.40 m wide and 1.40 m deep.


 **Adapted toilet in the common area/** Ground floor (between the reception desk and the lifts). Unisex. Cubicle has a sliding door, clearance space 76 cm wide. The maximum turning space inside is 1.20 m. Lever lock. An emergency paging system has been installed in the toilet.


 **Toilet/** Toilet seat is 47 cm from the ground. Approachable on the right side with a clearance space of ≥ 80 cm. Two handrails: on the right it is folding (70 cm from the ground and 77 cm long), on the left it is fixed (72 cm from the ground and 50 cm long). Distance between bars 77 cm.


 **Sink/** Top border height 85 cm and lower border height 77 cm. Front clearance space is ≥ 80 cm wide and ≥ 1.10 m long. Depth of the free space under the sink 30 cm. Mirror's lower border is 1 m from the ground. Lever tap in sink. Automatic lights.

 **Adapted rooms/** Two adapted rooms (103 and 104) on the first floor. Entrance door is 78 cm wide and in-swing. The maximum turning space is 1.20 m in the external part of the room. Corridor inside is ≥ 1.20 wide with a maximum turning space of ≥ 1.50 m. Clearance space by the bed on the right or left side, ≥ 80 cm.


 **Bathroom in the adapted room/** Sliding entrance door ≥ 80 cm wide. The maximum turning space is 1.20 m. An emergency paging system is available.


 **Toilet/** Seat is 47 cm from the ground. Approachable on the right side, clearance space ≥ 80 cm. Two handrails, both folding (73 cm from the ground and 77 cm long). Distance between bars is 70 cm.

 **Sink/** Top border is 85 cm from the ground and lower border is 78 cm from the ground. Front clearance space is ≥ 80 cm wide and 1.20 m long. Free space under the sink is 34 cm deep. Mirror's lower border is 1 m from the ground. Lever tap in sink.

 **Shower/** Ground level, surface 1,30 x 0,80 m, entrance is ≥ 80 cm wide. Access to the shower narrows to 75 cm. Folding seat fixed to the wall 44 cm wide and 43 cm from the ground, clearance spaces from the left ≥ 80 cm. Handrail on the left, 70 cm wide. Sink 1.10 m from the ground.

 **Restaurant, dining hall/** Cafeteria (lunch) on the mezzanine, connected to reception via two lifts. Entrance door connecting the lift to the cafeteria is 75 cm wide, pressure bar opening. Circulation path among furniture is ≥ 1.20 m. Maximum height of the tables is 72 cm, free space under is 69 cm. Clearance space is ≥ 60 cm wide and free space under the table is 37 cm deep. Self-service countertop is 90 cm from the ground, plate service system is 60 cm from the ground. The closest adapted toilet is on the ground floor.

 **Parking/** There is no private car park.





IBIS STYLES HOTEL A CORUÑA/


★★★★


Gambrinus, 14
15008 A Coruña
Tel. (+34) 981 912 110
H9595@accor.com
www.ibis.com
www.accorhotels.com


24


 **Setting/** Access street is on a pronounced slope with a step of 15 cm at the corner of the street by the pedestrian crossing. Access to the hotel is by one single entrance.


 **Access/** Entrance to the building is at ground level. Two entrance doors, one out-swing ≥ 80 cm wide and another automatic door, ≥ 80 cm wide.


 **Reception and inside communication path/** Circulation among furniture is ≥ 1.20 m. Reception desk is 115 cm high. Corridors on the floors are ≥ 1.20 m wide with a maximum turning space of 1.50 m.

 **Lift/** Two lifts available, next to the reception desk. Automatic opening and ≥ 80 cm wide. Cabin is 1.05 m wide and 1.30 m deep, handrail is 90 cm from the ground. Button boxes inside and outside are between 90 and 120 cm from the ground.


 **Adapted toilet in the common area/** Two on the Ground floor, one for men and the other one for women. Main door is in-swing and 77 cm wide. Cubicle door of the toilet is out-swing and 77 cm wide. The maximum turning space inside is 1.50 m. Twist latch lock. Automatic touch-free lights.


 **Toilet/** Toilet seat is 40 cm from the ground. Approachable on the right side with a clearance space of ≥ 80 cm. Folding handrail on the right (77 cm from the ground and 80 cm long). Distance between bars and wall is 1 m. Push button cistern is 80 cm from the ground.


 **Sink/** Top border height 83 cm and lower border height 76 cm. Front clearance space is ≥ 80 cm wide and 1.20 m long. Free space under the sink 26 cm. Mirror's lower border is 90 cm from the ground. Non-adapted lever tap in sink. Soap holder 1 m from the ground, hand dryer 1.10 m from the ground.


 **Adapted rooms/** Two adapted rooms on the first floor opposite the lift. Entrance door is 77 cm wide and in-swing. The maximum turning space is 1.50 m in the external part of the room. Corridor inside is 1.05 wide and the maximum turning space is 1.20 m. Clearance space by the bed on the right and left side, ≥ 90 cm wide. Room light switches are 90 cm from the ground, light switches on the night table are 70 cm from the ground. Card system and thermostat are 1.25 m from the ground.


 **Bathroom in the adapted room/** Sliding entrance door 72 cm wide. The maximum turning space is 1.20 m.


 **Toilet/** Seat is 41 cm from the ground. Approachable on the right side. Folding handrails on the right (84 cm from the ground and 80 cm long). Distance between bars and wall is 72 cm.

 **Sink/** Top border is 83 cm from the ground and lower border is 79 cm from the ground. Front clearance space is ≥ 80 cm wide and 1.20 m long. Free space under the sink is 24 cm. Mirror's lower border is 91 cm from the ground. Non-adapted lever tap in sink.

 **Shower/** Part that juts out 4 cm, surface 1 x 0.60 m with an entrance of ≥ 80 cm wide. Movable shower seat 46 cm from the ground and 50 cm wide. Lever tap in sink 1 m from the ground.

 **Restaurant, cafeteria/** On the ground floor, connected to reception. Circulation path among furniture is ≥ 1.20 m. Maximum height of the tables is 77 cm and minimum height is 73 cm, free space under is 24 cm. Clearance space is ≥ 80 cm wide. Desk height at the cafeteria is 1.15 m. Self-service countertop is 88 cm from the ground, plate service system is 60 cm from the ground. The closest adapted bathroom is on the Ground floor.


 **Parking/** floor -1, access via the lift and in-swing door. Two reserved spaces, 3.76 m wide and 5.50 m long.




AVENIDA HOTEL/


★★★★


Ronda de Outeiro, 99 bis
15007 A Coruña
Tel. (+34) 981 249 466
www.hotelavenida.com


 **Setting/** Pronounced slope with a ramp (1.35 m wide and 3.60 m long) of crazy paving. Access to the hotel by one single entrance.


 **Access/** 5 cm part that juts out. Automatic door, ≥ 80 cm wide.


 **Reception and inside communication path/** Circulation among furniture is ≥ 1.20 m, with punctual narrowing to 0.65 m. Reception desk is 1.15 m high. Corridors on the floors are ≥ 1.20 m wide with a maximum turning space of ≥ 1.50 m.


 **Lift/** One lift at the reception. Access via a ramp with moderate slope ≥ 1.20 m wide, handrail 88 cm from the ground. Automatic opening door, 80 cm wide. Cabin is 1.07 m wide and 1.40 m deep. Handrail is 1 m from the ground. Button box inside and outside are 1.20 m from the ground.


 **Adapted toilet in the common area/** Ground floor. Unisex. Cubicle door of the bathroom is in-swing and 78 cm wide. The maximum turning space inside is 1.20 m. Bolt latch lock. Light switches 1.20 m from the ground.

 **Toilet/** Toilet seat is 43 cm from the ground. Approachable on the left side with a clearance space of ≥ 80 cm. Folding handrail on the right (74 cm from the ground and 80 cm long). Push button cistern is 79 cm from the ground.


 **Sink/** Top border height 87 cm and lower border height 85 cm. Front clearance space (70 cm wide and 1.10 m long). Free space under the sink 20 cm. Mirror's lower border is 1.20 m from the ground. Non-adapted lever tap in sink. Soap holder 1 m from the ground, hand dryer 1.10 m high.

 **Adapted double room/** Number 122 (first floor). Lift is next to it. Entrance door is 75 cm wide and in-swing. The maximum turning space is ≥ 1.50 m in the external part of the room. Corridor inside is ≥ 1.20 m wide and the maximum turning space is ≥ 1.20 m. Clearance space by the bed on the right side 68 cm and on the left side 70 cm. Bed is 60 cm from the ground. Light switches and card system 1.15 m from the ground, thermostat is 1.45 m from the ground and night table lights 80 cm from the ground.


 **Bathroom in the adapted room/** In-swing entrance door 80 cm wide. The maximum turning space is 1.20 m.


 **Toilet/** Seat is 41 cm from the ground. Approachable on the left side. Folding handrail


on the right (74 cm from the ground and 64 cm long). Push button cistern is 74 cm from the ground.


 **Sink/** Top border is 79 cm from the ground and lower border is 78 cm from the ground. Front clearance space is ≥ 80 cm wide and 1.20 m long. Free space under the sink is 20 cm deep. Mirror's lower border is < 90 cm from the ground. Non-adapted lever tap in sink. Hair dryer 1.20 m from the ground and towel 0.60 m from the ground.


 **Shower and bath/** Ground level shower, surface 98 x 78 cm entrance width ≥ 80 cm. Fixed shower seat and movable chair. Folding fixed seat, 37 cm wide and 50 cm from the ground. Movable chair, 50 cm wide and 40 cm from the ground. Lever tap in sink between 0.90 - 1 m from the ground. Handrail between 70-90 cm from the ground.


 **Adapted family-size room/** Number 125 (first floor). Similar to room 122 with these differences: the maximum turning space is 1.50 m. Clearance space by bed on the right side 80 cm, 55 cm on the left side.


 **Bathroom in the adapted room/** Entrance narrowing 55 cm. Sliding entrance door 75 cm wide. The maximum turning space of 1.20 m.

 **Toilet/** Seat is 41 cm from the ground. Approachable on the left side. Folding handrail on the right (75 cm from the ground and 67 cm long). Push button cistern is 73 cm from the ground.

 **Sink/** Top border is 79 cm from the ground and lower border is 78 cm from the ground. Front clearance space ≥ 80 cm wide and 1.20 m long. Free space under the sink is 20 cm deep. Mirror's lower border is < 90 cm from the ground. Non-adapted lever tap in sink. Hair dryer 1.20 m from the ground and towel 0.60 m from the ground.

 **Shower/** Ground level, anti-slip, surface 1.80 x 0.90 m entrance width ≥ 80 cm. Movable shower seat. 50 cm wide and 47 cm from the ground. Lever tap in sink 1 m from the ground.

 **Restaurant, dining hall/** Ground floor. Entrance door is 74 cm wide. Circulation path among furniture is ≥ 1.20 m. Tables: maximum height 70 cm and minimum height is 64 cm, free space under is 33 cm. Clearance space is ≥ 80 cm wide. Desk height is 1.09 m. The closest adapted toilet is on the Ground floor.


 **Parking/** Reserved spaces are available at the train station (see page 9).


25


LOIS HOTEL ★★





Estrella, 40
15001 A Coruña
Tel. (+34) 981 212 269
www.loisestrella.com


 **Setting/** Access street is flat. Access to the hotel by one single entrance


 **Access/** Ground level entrance. By room card or bell. In-swing door, ≥ 80 cm wide.


 **Reception and inside communication path/** Circulation among furniture is ≥ 1.20 m. Reception desk is 1.10 m high with a clearance space free of obstacles. Corridors on the floors are ≥ 1.20 m wide with a maximum turning space of 1.20 m.


 **Lift/** Lift behind stairs at the reception. Automatic door, ≥ 80 cm wide for door opening. Cabin is 1.20 m wide and 1.20 m deep. 90° spin to exit due to the door opening depending on the floor.


 **Adapted toilet in the common area/** Ground floor, inside the cafeteria. Unisex. The maximum turning space is ≥ 1.20 m on the access landing. Sliding door ≥ 80 cm wide. The maximum turning space inside is 1.10 m inside. Lever lock 85 cm from the ground.


 **Toilet/** Toilet seat is 42 cm from the ground. Front clearance space with a turning space of a 1.10 m. Two handrails: folding on the right (81 cm from the ground and 80 cm long), fixed on the left (77 cm from the ground and 60 cm long). Distance between bars 70 cm.


 **Sink/** Top border height 85 cm and lower border height 73 cm. Front clearance space is ≥ 80 cm wide and ≥ 1.20 m long. Free space under the sink 11 cm. Mirror's lower border is ≤ 90 cm from the ground. Push tap in sink. Automatic lights.


 **Adapted rooms/** One room (202) on the second floor. Entrance door is 75 cm wide and in-swing. The maximum turning space is 1.20 m in the external part of the room. Corridor inside is ≥ 1.20 m wide with a maximum turning space of ≥ 1.50 m. Clearance space by the bed on the left side, ≥ 80 cm.


 **Bathroom in the adapted room/** Sliding door 76 cm wide. The maximum turning space is 1.10 m.

 **Toilet/** Seat is 40 cm from the ground. Front clearance space with a turning space of a 1.10 m. Two handrails: folding on the right (80 cm from the ground and 76 cm long), fixed on the left (90 cm from the ground and 40 cm long). Distance between bars 70 cm.

 **Sink/** Top border is 85 cm from the ground and lower border is 73 cm from the ground. Front clearance space is ≥ 80 cm wide and 1.10 m long. Free space under the sink is 11 cm. Mirror's lower border is ≤ 90 cm from the ground. Lever tap in sink.

 **Shower/** Ground level, surface 1.40 x 0.69 m, entrance width 98 cm. Folding shower seat fixed to the wall, 43 cm from the ground and 48 cm wide. Clearance space on the right side is 76 cm. Lever tap in sink.


 **Restaurant, cafeteria/** Restaurant and cafeteria on the ground floor, second dining hall on first floor. In the cafeteria, circulation path among furniture is ≥ 1.20 m, narrowing to 90 cm at toilet access. Tables: maximum height 78 cm and space under is 73 cm. Clearance space is ≥ 60 cm wide and free space under the table is 32 cm deep. Bar height is 1.08 m. In the dining hall, circulation path among furniture is ≥ 1.20 m with turning spaces of ≥ 1.20 m. The closest adapted toilet is on the ground floor.


 **Parking/** No private car park is available.


SANTA CATALINA HOTEL ★★





Fernando Arenas Quintela, 1
15003 A Coruña
Tel. (+34) 981 226 704
www.hotelstacatalina.es


 **Setting/** Access street is flat. Access to the hotel by one single entrance


 **Access/** Ramp (1.20 m wide, 52 cm long), gentle slope. Automatic door, ≥ 80 cm wide.


 **Reception and inside communication path/** Via a ramp (1.20 m wide and 3 m long), moderate slope. Circulation among furniture is ≥ 1.20 m. Reception desk is 1.11 m high. Corridors on the floors are 1.10 m wide, narrowing in places to 0.93 m.


 **Lift/** / Next to the reception desk. Lift behind stairs at the reception. Automatic door opening, 80 cm wide. Cabin is 1 m wide and 1.20 m deep, handrail 97 cm from the ground. Button boxes outside and inside between 0.90 and 1.20 m from the ground.


 **Habitación adaptada/** Second floor. Entrance door is 77 cm wide and in-swing. Corridor inside is 1 m wide and with a maximum turning space of ≥ 1.20 m. Clearance space by bed on the right side is 60 cm, and ≥ 80 cm on the left. Light switches 1.15 m from the ground.


 **Bathroom in the adapted room/** In-swing entrance door 78 cm wide. The maximum turning space is ≥ 1.20 m. Twist latch lock. Light switches 1.10 m from the ground, soap holder 83 cm from the ground, hand towel 1 m from the ground, shower towel 1.90 m from the ground.

 **Toilet/** Seat is 41 cm from the ground. Approachable on the right. Two handrails: folding on the right (70 cm from the ground and 73 cm long), fixed on the left (70 cm from the ground and 35 cm long). Distance between bars 58 cm. Push button cistern 1 m from the ground.

 **Sink/** Top border is 83 cm from the ground and lower border is 71 cm from the ground. Front clearance space is ≥ 80 cm wide and 1.20 m long. Free space under the sink is 20 cm. Mirror's lower border is 1 m from the ground. Non-adapted lever tap in sink.

 **Shower/** Anti-slip, ground level (0.78 x 0.70 m) entrance width 70 cm. Folding seat fixed to the wall (43 cm wide and 46 cm from the ground) with vertical handrail, height between 0.53 and 1 m. Lever tap in sink 90 cm from the ground.


 **Cafeteria/** First floor, entrance door is ≥ 80 cm wide. Circulation path among furniture is ≥ 1.20 m. Tables: maximum height 79 cm and free space under is 76 cm, free depth under the table 40 cm. The closest adapted toilet is in the room.


 **Parking/** No private car park is available.


NIDO HOTEL ★





San Andrés, 146
15003 A Coruña
Tel. (+34) 981 213 201
www.hotel-nido-coruna.com

 **Setting/** Access street is flat. Two entrances, 1 accessible from Travesía Cornelana.


 **Access/** 2 cm part that juts out. Door width, ≥ 80 cm.


 **Reception and inside communication path/** First ramp with a gentle slope (width/length 1.20 x 1.20 m). Second ramp pronounced slope (width 1.06 m, length 1.40 m). Path among furniture is ≥ 1.20 m. Reception desk is 1.09 m high. Corridors on the floors are ≥ 1.20 m wide, with a maximum turning space of ≥ 1.50 m.


 **Lift/** Next to the reception desk. Automatic door 77 cm wide. Cabin is 0.93 m wide, 1.20 m deep. Button boxes outside and inside between 0.90 and 1.20 m from the ground. No handrail.

 **Adapted rooms/** Two (first and second floor). Entrance door is 77 cm wide, in-swing. Corridor inside is 1 m wide and a circumference of ≥ 1.20 m can be inscribed in it with a maximum turning space of ≥ 1.20 m. Clearance space by the bed on the right side is 64 cm, and 55 cm on the left. Bed is 59 cm from the ground.


 **Bathroom in the adapted room/** Out-swing entrance door 77 cm wide. The maximum turning space is 1.10 m. Twist latch lock on the doorknob. Light switches 1.07 m from the ground, soap holder 1.10 m from the ground, hand towel 1.16 m from the ground, shower towel 1.40 m from the ground.

 **Toilet/** Seat is 42 cm from the ground. Front clearance space. Two handrails: folding on the left (85 cm from the ground and 73 cm long), fixed on the right (78 cm from the ground and 47 cm long). Distance between bars 90 cm. Portable bar available. Push button cistern 77 cm from the ground.

 **Sink/** Top border is 84 cm from the ground and lower border is 72 cm from the ground. Front clearance space is ≥ 80 cm wide and 70 cm long. Free space under the sink is 15 cm deep. Mirror's lower border is 1.10 m from the ground. Non-adapted lever tap in sink.


 **Shower/** Ground level (1 x 0.80 m), entrance width ≥ 80 cm. Folding seat fixed to the wall (48 cm wide and 46 cm from the ground). Two handrails, folding on the right (left side of the toilet) and fixed on the left (height between 0.90 and 1.10 m and 30 cm long). Lever tap in sink 0.85 m from the ground.

 **Restaurant, dining hall/** Ground floor. Entrance door is 66 cm wide. Circulation path among furniture is ≥ 1.20 m. Tables: maximum height 76 cm and free space under is 74 cm. Clearance space is ≥ 60 cm wide and free depth under the table 31 cm. The closest adapted toilet is in the room.

 **Parking/** No private car park is available.


ALBORÁN HOSTEL/


★★





Riego de Agua, 14
15001 A Coruña
Tel. (+34) 981 226 579
info@hostalalboran.es
www.hostalalboran.es

28


 **Setting/** Access street is flat. Access to the hotel by one single entrance.

 **Access/** Entrance to the building by a ramp 82 cm long, 1.40 cm wide, gentle slope. Automatic door, width ≥ 80 cm.


 **Reception and inside communication path/** Circulation path among furniture is ≥ 1.20 m. Reception desk is 1.15 m high with a clearance space free of obstacles. Corridors on the floors are 1.07 m wide, with a maximum turning space of 1 m.


 **Lift/** One lift, next to the reception. Automatic entrance door is ≥ 80 cm wide. Cabin is 1.04 m wide and 1.15 m deep. Button box outside 1.06 from the ground and inside 1.30 m.


 **Adapted toilet in the common area/** Ground floor, in the women's toilet. The maximum turning space is ≥ 1.20 m on the access landing. Sliding door to the cubicle ≥ 80 cm wide. The maximum turning space inside is 1.50 m. Lever lock. Automatic lights.


 **Toilet/** Toilet seat is 46 cm from the ground. Approachable on the right, ≥ 80 cm wide. No handrails.





 **Sink/** Top border height 85 cm and lower border height 70 cm. Front clearance space is 80 cm wide and ≥ 1.20 m long. Free space under the sink 15 cm. Mirror's lower border is 1.14 cm from the ground. Lever tap in sink.


 **Adapted rooms/** One adapted room (103) on the first floor, opposite the lift. Entrance door is ≥ 80 cm wide. The maximum turning space is 1.20 m in the external part of the room. Corridor inside is ≥ 1.20 m wide and with a maximum turning space of ≥ 1.50 m. Clearance space by the bed on the right side ≥ 1.50 cm. Bed is 50 cm from the ground.


 **Bathroom in the adapted room/** Sliding door ≥ 80 cm wide. The maximum turning space is ≥ 1.50 m.

 **Toilet/** Seat is 40 cm from the ground. Front clearance with a turning space of a ≥ 1.50 m. No handrails.

 **Sink/** Top border is 91 cm from the ground and lower border is 80 cm from the ground. Front clearance space is 85 cm wide and ≥ 1.20 m long. Free space under the sink is 22 cm. Mirror's lower border is 1.20 cm from the ground. Lever tap in sink.


 **Shower/** 3 cm juts out, surface 1.18 x 0.78 m, entrance space with a maximum turning space of only 76 cm. There is no shower seat or handrail. Lever tap in sink.

 **Restaurant, dining hall/** Ground floor, next to reception, accessible path. Circulation path among furniture is ≥ 1.20 m. Tables: maximum height 75 cm and space under is 73 cm. Clearance space is ≥ 60 cm wide and free space under the table is 26 cm deep. The closest adapted toilet is next to the lifts.

 **Parking/** No private car park is available.

PENSIÓN LA PROVINCIANA/


★★





Rúa Nova, 7-9, 2º
15003 A Coruña
Tel. (+34) 981 220 400
www.laprovinciana.net


04/02
Accommodation/
Hostels


29


 **Setting/** Access street is flat. Access to the hotel by one single entrance.


 **Access/** Three doors, the first one is a metallic gate 80 cm wide, heavy and leading to an alley which goes to the entrance of the building. The bell to open this gate is 1.52 m from the ground. The second door is the main entrance, 6 cm juts out, ≥ 80 cm wide. The third door (second floor) is glass and swings both ways, 74 cm wide.


 **Reception and inside communication path/** Circulation path among furniture is ≥ 1.20 m. Reception desk is 1.15 m high with a clearance space free of obstacles.


 **Lift/** Two lifts. Automatic opening and 70 cm wide. Cabin is 1.10 m wide and 0.95 m deep. Button box outside is 1.20 from the ground and inside between 1.20 and 1.50 m from the ground.

 **Adapted rooms/** One adapted room (208) on the same floor as reception. Entrance door 77 cm wide and in-swing, with a maximum turning space of 1.20 m in the external part of the room. Corridor inside is 90 cm wide with a maximum turning space of ≥ 1.50 m. Clearance space by the bed on the right side 70 cm and on the left side 80 cm. Light switches are 1.10 m from the ground.


 **Bathroom in the adapted room/** In-swing entrance door, 77 cm wide. The maximum turning space is 0.80 m. Towel 80 cm from the ground and soap holder 1.16 m from the ground, light switches 1.15 m from the ground and twist latch lock.

 **Toilet/** Seat is 51 cm from the ground. Front clearance space for an 80 cm turning space. Two handrails, folding and same dimensions (82 cm from the ground and 60 cm long). Distance between bars is 74 cm. Push button cistern 80 cm from the ground.

 **Sink/** Top border is 80 cm from the ground and lower border is 70 cm from the ground. Front clearance space is ≥ 80 cm wide and 70 cm long. Free space under the sink is 25 cm. Mirror's lower border is 1.26 cm from the ground. Non-adapted lever tap in sink.

 **Shower/** Anti-slip, 2 cm juts out, surface 1.60 x 0.76 m. Entrance with a maximum turning space of only 77 cm. Shower seat fixed to the wall, 32 cm wide and 50 cm wide, fixed handrail 80 cm from the ground. Non-adapted lever tap in sink, 50 cm from the ground.


 **Parking/** No private car park is available.



HISTORICAL CENTRE/

Start/
Luis Seoane Foundation

End/
María Pita Square



1



8



9



10

05/01
Accessible
tourist
routes


30

The Historical Centre is characterized by the combination of stone, wood and glass in its houses with windowed balconies, alternating nobles' houses and regular houses in its entangled streets. Our route starts at the Luis Seoane Foundation (1), a museum of contemporary art. Next to this is the Church of the Third Order (2) and the Military Museum (3), old buildings that had different purposes from the time of their construction. If we cross the street, we will find the San Carlos Garden (4), where we can see the mausoleum of Sir John Moore, mortally wounded in the Battle of Elviña in 1809.

We continue along Calle San Francisco to the church and monastery of Santo Domingo (5). Very close to it is the square and convent of Las Bárbaras (6), founded in the fourteenth century. If we continue along Calle Herrerías, we will find the María Pita House-Museum (7), a



2



4

1. Luis Seoane Foundation/ Contemporary Art and Culture centre, which in addition to the permanent exhibition of Luis Seoane's work, regularly holds exhibitions dedicated to the latest trends in contemporary art.

Accessibility/
Access Path Toilets



2. The Church of the Third Order/ Built in 1743 following the design of the architect from Santiago de Compostela Simón Rodríguez. It is attached to the Church of San Francisco. On the inside, we could highlight the sculptures of St Francis being embraced by Christ, an image of Jesus the Nazarene and the sculpture of the body and legs of St Louis, king of France.

Accessibility/
Outside



3. Military Museum/ The old facilities that were built here had in the nineteenth and early twentieth centuries different purposes, such as an ammunition warehouse, a veterinary station, a prison, a Spanish Civil Guard station and departments of the military command headquarters, and afterwards, the Regional Artillery Headquarters.

Accessibility/
Access Path Toilets



4. Garden and Bastion of San Carlos/ Garden and bastion of San Carlos/ Built as a defensive castle outside the walls in the fourteenth century and connected to the city in the sixteenth. Little by little, it lost importance as a bastion, and after the gunpowder store exploded in 1658, it was abandoned until the eighteenth century, when it was redesigned as a garden by Carlos F. de Croix.

Accessibility/
Access Path



5. Monastery and Church of Santo Domingo/ Formerly located outside the walls, it was rebuilt inside the Historical Centre during the first half of the seventeenth century. The monastery was expanded in 1726, but the church was demolished almost completely and only the chapels of Our Lady of Remedies and Our Lady of the Rosary remained.

Accessibility/
Access Path



6. Santa Bárbara Square and Convent/ A sanctorium founded in the fourteenth century and later integrated into the Franciscan order. It seems that originally a shrine devoted to St Barbara was located in this place, hence the name.

Accessibility/
Path



7. María Pita's House-Museum/ María Mayor Fernández de la Cámara y Pita, commonly known as María Pita, is the symbol of the defence of the people of A Coruña against the English attack in 1589. Her great feat took place at the Puerta de Aires, a few metres from this residence. In her honour, the City Hall square is named after her.

Accessibility/
Access Itinerary Toilets



8. Collegiate Church of Santa María del Campo/ The church bears this name because at the moment of its construction, it was probably located outside the walls of the city. The current building is probably from the end of the thirteenth and beginning of the fourteenth century. For a long time, it was the church for marine and trading guilds.

Accessibility/
Access Path



9. Plaza de Azcárraga/ Formerly named Plaza de Harina, today Plaza de Azcárraga, it was the most important square in the Historical Centre since the Military Logistics Headquarters, the City Council and the Artillery warehouse opened up onto it. Here is where the sale of grain took place, as well as public festivities and ceremonies.

Accessibility/
Path



10. Santiago Church/ Dating from the twelfth and thirteenth centuries, it is probably the oldest church in the city of A Coruña. In its atrium, authorities from the city met in the fourteenth and fifteenth centuries. On the west façade the Apostle St James is depicted on his horse.

Accessibility/
Path




11. María Pita Square - Council/ Named after the heroine that defended the city from the English troops led by Sir Francis Drake. It is surrounded by buildings with windowed balconies, typical of the Galician architecture.

Accessibility/
Path



11

31



3

symbol of the defence of the city and after whom the City Hall Square is named. We then go to the Collegiate Church of Santa María del Campo (8), the church of marine and trading guilds.

We keep going to the Plaza de Azcárraga (9), formerly La Plaza de Harina, and walk down Calle de Santiago until we come to the church of Santiago (10), which is probably the oldest in the city. Finally, we finish our route in the Plaza de María Pita (11), where the City Hall lies. Visits are permitted and inside is the Clock Museum.

SEASIDE PROMENADE I/ LA MARINA TOWER OF HERCULES

Start/
Windowed balconies of La Marina

End/
Tower of Hercules

32



We begin the route at the Avenida de la Marina, a street from which we can contemplate the windowed balconies (1), that give the city its nickname (The "Crystal City"). If we border the harbour and the port we will find the Castle (2), which is currently the Archaeological Museum of A Coruña, but which has a long story behind its walls. We leave the Castle of San Antón and start walking along the Seaside Promenade (3) and its impressive views. We go behind the Cemetery of San Amaro. We arrive in the neighbourhood of Adormideras, from where we can start enjoying the Sculptural Park of the Tower of Hercules (4), contemplating the majestic and most visited monument in the city and a UNESCO world heritage site: the Tower of Hercules (5).



1. Windowed balconies of La Marina/ A Coruña is known for its crystal façade opposite the sea on the Avenida de la Marina, the windowed balconies that even though they are part of Galician architecture, attain here their highest expression. Under the porticos, we can find restaurants and cafés with terraces looking out over the sea, from where we can contemplate the harbour and the transatlantic dock, with many berths occupied by sailing boats and yachts during the whole year.

Accessibility/
Path



2.Castle of San Antón/ This old fort, prison and island, connected to the mainland in 1968, is intimately related to the defence of the city of A Coruña and its port. It is the site of the Archaeological Museum of A Coruña and it holds sculptural, architectural and funerary remains from the Late Middle Ages, prehistorical metalsmith remains, megalithic pieces, the Bronze Age, hillfort culture and Romanization, a History section, the sacristy and the castle's chapel.

Accessibility/
Outside



3. Seaside Promenade/ One of the longest in Europe with more than 13 km, going from the Castle of San Antón to O Portiño, all the way round the city. There is a bicycle lane, a road and pedestrian sidewalk (from the Castle of San Antón to the Tower of Hercules the distance is 2.5 km).

Accessibility/
Path



4. Sculpture Park of Tower of Hercules/ This open-air museum covers the whole peninsula of the Tower, Punta Herminia, O Acoroado and the Cabal de Pradeira, a surface area of 47 hectares, that is, taking up part of the limits of the Tower area. The sculptures are distributed in the green space that surrounds the Tower, a suggestive interplay of perspectives and in permanent dialogue with the monument.

Accessibility/
Path



5. Tower of Hercules/ The Tower of Hercules is the oldest Roman lighthouse in the world and the only one still in service. It was probably built during the second half of the first century, and its light has always been a reference point for navigators. The current external coating dates from the seventeenth century. The Tower of Hercules has always been a source of myths and legends. Tales have always been told from generation to generation throughout the centuries. It was declared a Culture Heritage site in 1931 and a World Heritage monument in 2009.

Accessibility/
Path



05/02

Accessible
tourist
routes

33

Guided
Tours



Would you like to get to know A Coruña thanks to a professional guide in period costume?

Its history, anecdotes, myths and legends with emblematic personalities.

* Tours are subject to annual modifications.

more information at:
visitasguiadas.coruna.es

SEASIDE PROMENADE II/ TOWER OF HERCULES MONTE DE SAN PEDRO

Start/
Tower of Hercules

End/
Park of San Pedro

34

We start from the neighbourhood of Adormideras, from the seaside promenade (1) where we enjoy the Sculptural Park of the Tower of Hercules (2), in order to contemplate the majestic and most visited monument in the city and a UNESCO World Heritage site: the Tower of Hercules (3). After absorbing the myths and legends, we continue our route towards the Casa de los Peces or Finisterrae Aquarium (4) and the Casa del Hombre or Domus, Museum of Mankind (5), both interactive scientific museums in the city where not touching things is forbidden. Following our route, we find the city beaches of Matadero, Orzán and Riazor (6) in Orzán bay. Arriving at the end of our journey, we observe the Millennium obelisk (7), and a little bit later, the panoramic lift takes us up to the Park of San Pedro (8), from whose viewpoint we can enjoy the amazing views of the bay and the Tower of Hercules.



1

1. Seaside Promenade/ The longest seaside promenade in Europe with more than 13 km that go from the Castle of San Antón to O Portiño, covering the whole city. There is a bicycle lane, a road and pedestrian sidewalk.

Accessibility/
Path



2. Sculptural Park of Tower/ This open-air museum goes all over the peninsula of the Tower, Punta Herminia, O Acoroado and the Cabal de Pradeira, through 47 hectares, that is, taking up part of the limits of the Tower area. The sculptures are distributed in the green space surrounding the Tower, a suggestive play of perspectives and on a permanent dialogue with the monument.

Accessibility/
Path



3. Tower of Hercules/ The Tower of Hercules is the Roman lighthouse in the world and the only one in service. It was probably built during the second half of the 1st century, its light has always been a reference point for navigators. The current external coating dates from the 17th century. The Tower of Hercules has always been a source of myths and legends. Tales have always been told from generation to generation throughout the centuries. It was declared Culture Heritage site in 1931 and World Heritage monument in 2009.

Accessibility/
Outdoor path



4. Casa de los peces, Aquarium/ Among its contents, there is a room sunk into 4 million litres of water where sharks and other large fish swim, a tank where some marine animals can be touched, large tanks reproducing the ecosystems of a trough or a cliff, a colony of Atlantic seals and more than fifty modules that answer different questions.

Accessibility/
Access Path Bathroom



5


5. Casa del hombre, Domus/ Around 200 interactive modules provide different experiences such as pedaling on a bike and seeing a skeleton next to you performing the same movements, shooting a penalty and checking the speed you shot the ball at, discovering how our pupils react to a light stimulus, seeing images of a real birth, relaxing to win a round in a game that measures brain activity or taking a "family" photo with other hominids, among many other things.

Accessibility/
Access Path Bathroom



6. City beaches/ A Coruña has more than two kilometres of beaches in the city centre. The most central and crowded, Riazor, Orzán and Matadero, melt into a shell open to the sea. Las Lapas, at the foot of the Tower of Hercules, San Amaro, in the neighbourhood of Adormideras, and leaving the city, next to the neighbourhood of Os Castros, the beach of Oza. All of them have a blue flag.

Accessibility/
Access Path Bathroom



6

7. Millennium/ The brilliant Millennium obelisk rises to a total height of 50 metres. In its 178 treated rock crystals, the history of the main events and personalities of the city is told in pictures.

Accessibility/
Path



8. Park of San Pedro/The park can be reached from the seaside promenade by taking the panoramic lift of San Pedro. We arrive at the viewpoint of San Pedro, where we will be able to enjoy the impressive views and take a walk in the gardens, ponds, labyrinth and immense batteries that used to defend the city in the past.

Accessibility/
Access Path



7



8

05/03
Accessible
tourist
routes

35

TOWER OF HERCULES LOWER PART/



The symbol of A Coruña and the only working Roman lighthouse in the world
A world heritage site/

Avda. de Navarra, s/n.
15002 A Coruña
Tel./Fax: (+34) 981 223 730
torredehercules@coruna.es
www.torredeherculesacoruna.es

FREE/ People with certified disability of $\geq 33\%$ and companion

36

Setting/ Access to the building on a pronounced slope and irregular pavement

Access/ Access via a ramp, ≥ 1.50 wide, very pronounced slope with irregular pavement. Automatic entrance door to the building is ≥ 80 cm wide.

Ticket office and inside communication path/ The ticket office and the desk are inside (ground floor). Inside the building, circulation path among furniture is 1 m, narrowing to 70 cm and turning spaces of ≥ 1.50 m. Handrail on both sides 1m from the ground. Access to the top of the Tower of Hercules is by the stairs.

Parking/ Parking spaces in the street.

Visual disability/ There are information books in Braille at the disposal of any user that so requests.



HISTORICAL MILITARY MUSEUM OF A CORUÑA/



Painting, sculpture and ceramic touches from the eighteenth and nineteenth centuries. Decoration, weapons, uniforms and flags/

Plaza de Carlos I, 1
15001 A Coruña
Tel. (+34) 981 205 300
www.ejercito.mde.es/Units/
Madrid/ihycm/Museos/coruna

Setting/ Access street is on a slight slope. Floor in front of the main entrance with irregular pavement.

Access/ Ground level. The entrance door to the building (ground floor) is ≥ 80 cm wide.

Ticket office and inside communication path/ Ticket office desk is 1.08 m high (ground floor). Inside the building, circulation space among furniture is ≥ 1.20 m, no narrowing. Slopes are balanced out with a slope of $\leq 12\%$. No handrail. There is a lift (all-purpose room). Two floors, connected by a lift with an automatic opening door.

Lifts/ Width for door opening ≥ 80 cm. Width inside the cabin 110 cm, depth ≥ 140 cm, handrail is 90 cm from the ground. Button boxes inside and outside are between 90 and 120 cm from the ground.

Characteristics of the rooms/ 5 rooms and one all-purpose room (ground floor), connected by corridors, ramps, lifts and elevators. Movable seats, no reserved spaces, since any space can be used.

Adapted toilet/ Ground floor. Unisex. In-swing cabin door, 76 cm wide. The maximum turning space inside is 1.20 m. Manual light switches 1.25 m from the ground.

Toilet/ Toilet seat is 48 cm from the ground. Clearance space on the right ≥ 80 cm. Two handrails, folding on the right (height: 86 cm, length: 76 cm), fixed on the left (height: 86 cm, length: 62 cm). Distance between bars is 73 cm.

Sink/ Top border is 86 cm from the ground and lower border is 68 cm from the ground. Front clearance space, width ≥ 80 cm, length 1.20 m. Depth of the free space under the sink is 27 cm. Lever tap in sink. No latch.

Parking/ No private car park. If requested, people with reduced mobility can park in the area.

CLOCK MUSEUM/



The splendid rooms in the **City Hall** hold a fascinating collection of clocks dating from the seventeenth to the twentieth centuries/

Plaza María Pita, 1
15001 A Coruña
Tel. (+34) 981 184 226
http://www.coruna.es

Setting/ Access street is flat.

Access/ Stair glides, 83 cm wide, 1.30 m deep. Entrance door to the building (ground floor) is ≥ 80 cm wide.

Inside communication path/ Circulation path among furniture is ≥ 1.20 m, narrowing to 1 m in the City Council chamber. On the ground floor, there is a portable ramp to avoid the stairs (width: 85 cm, length: 2.40 m). Two floors can be visited, the ground floor and the first floor, connected by an automatic door lift.

Lift/ Space for door opening ≥ 80 cm wide. Cabin is > 1.10 m wide and 1.40 m deep inside. Button boxes inside and outside are between 90 and 120 cm from the ground. Handrail 90 cm from the ground.

Characteristics of the rooms/ The clocks are located on the first floor. The exhibition room is on the ground floor, access via a ramp (1.90 m wide and 2.50 m long) with a gentle slope.

Outside adapted toilets/ Ground floor. Unisex. External access from the Municipal Register. Entrance door is 74 cm wide. Toilet cubicle has an out-swing door with a space of ≥ 80 cm wide for door opening. The maximum turning space is 1.20 m.

Toilet/ Toilet seat width 50 cm. Front clearance space. Two handrails, one is folding (79 cm from the ground, 81 cm long), the other one is fixed (78 cm from the ground, 50 cm long). Distance between bars 68 cm.

Sink/ Top border is 85 cm from the ground and lower border is 74 cm from the ground. Front clearance space, depth under the sink 24 cm. Pressure tap fitting, soap holder 1.13 m from the ground, automatic hand dryer 1.30 m from the ground. Mirror's lower border is 95 cm from the ground. Push button cistern 84 cm from the ground.

06/01
Culture and
entertainment/
Museums
House-museums

37

Inside adapted bathroom/ Ground floor. Unisex. Out-swing cabin door ≥ 80 cm wide. Twist latch lock. A circumference of > 1.50 m diameter can be inscribed inside for door opening. Lights 1.23 m high.

Toilet/ Toilet seat width 50 cm. Front clearance space. Two handrails, right one is folding (79 cm from the ground, 81 cm long), the left one is fixed (78 cm from the ground, 50 cm long). Distance between bars 76 cm. Push button cistern 84 cm from the ground.

Sink/ Top border is 80 cm from the ground and lower border is 71 cm from the ground. Front clearance space, width ≥ 80 cm, length 1.05 m. Free space under the sink 23 cm deep. Mirror's lower border is 95 cm from the ground. Pressure tap fitting. Soap holder 76 cm from the ground, automatic hand dryer 1.30 m from the ground.

Parking/ No private car park.



**CASA DE LAS CIENCIAS/
(SCIENCE MUSEUM)/PLANETARIUM/**




A museum whose purpose is the diffusion of science. In the **Planetarium** you can discover the secrets of the firmament./


Parque Santa Margarita, s/n 15005 A Coruña
Tfno: (+34) 981 18 98 44
mc2coruna.org/casa


FREE/ People with a certified disability of >=33% and companion


38


 **Setting/** Located in a park, setting on a pronounced slope, irregular pavement sections. Building area with regular pavement, access by a gently sloping ramp, >1.50 m wide and 10.50 m long. One entrance.

 **Access/** Ground level. Automatic entrance door (ground floor), width >=80 cm.


 **Ticket office and inside communication path/** Indoor ticket office (ground floor), desk height 1.10 m. Circulation path among furniture is >=1.50 m, narrowing at the entrance to 70 cm. 5 floors connected by a lift, automatic opening door (key upon request).


 **Lift/** Space for door opening >=80 cm wide. Cabin is 1.10 m wide and 1.40 m deep inside. Handrail 90 cm from the ground. Button boxes inside and outside are between 90 cm and 1.20 m from the ground.

 **Characteristics of the rooms/** One room per floor and Planetarium (4th floor), connected by corridors and lifts. Sloping information signs, 90 cm from the ground. **Planetarium/** Access by an elevating platform, entrance >=80 cm, inside dimensions: width 90 cm, length 1.50 m. 6 spaces reserved for people with reduced mobility at the platform exit. Projections on the ceiling, looking upwards.


 **Adapted toilets/** Unisex (ground floor). Toilet cubicle has an out-swing door with a space of >=80 cm wide for door opening. Twist latch lock. The maximum turning space is >=1.50 m. Toilet light switches 1.15 m from the ground.

 **Toilet/** Toilet seat height 40 cm. Front clearance space. Handrails: folding on the right (height 72 cm, length 67 cm), fixed and vertical on the left, height between 70 cm and 1.15 m. Distance between bars 60 cm. Handle cistern 1 m from the ground.

 **Sink/** Top border height 84 cm, lower border 74 cm from the ground. Front clearance space, >=80 cm wide, >=1.20 m long. Free space under the sink is 30 cm deep. Non-adapted lever tap in sink. Soap holder 98 cm from the ground, automatic hand dryer 1.10 m from the ground. Changing table, 95 cm from the ground, 50 cm deep under.

 **Parking/** No private car park. 8 spaces reserved for people with reduced mobility in the street.


**CASA DEL HOMBRE/
(MUSEUM OF MANKIND)/ DOMUS/**





Almost 200 interactive modules dedicated to the human being and where **not touching is forbidden.**


Calle Ángel Rebollo, 91 15002 A Coruña
Tel. (+34) 981 189 840
mc2coruna.org/domus


FREE/ People with certified disability of >=33% and companion


 **Setting/** Surrounded by streets with a pronounced slope. It is advisable to access by car to the main entrance, on Calle Ángel Rebollo. Flat access street.


 **Access/** Ground level, type of floor with cobblestone and irregular. Automatic entrance door (ground floor), width >=80 cm.


 **Ticket office and inside communication path/** Indoor ticket office (ground floor), desk height 1.06 m. Circulation path among furniture inside is >=1.50 m, no narrowing. Slopes compensated by ramps with a slope of <=12% and no handrail. There are 4 floors, connected by ramps or lift, key upon request, automatic opening door.


 **Lift/** Space for door opening >=80 cm wide. Cabin is >=150 cm wide and >=150 cm deep inside. Button box outside is 123 cm from the ground and the one inside is 125 cm from the ground.

 **Characteristics of the rooms/** Seven rooms, cinema and resting room, connected by corridors, ramps and lifts. **Cinema on the ground floor/** Spaces reserved for people with reduced mobility are on the first row. **Resting area floor -1/** Tables with a fixed seat, no clearance space with no obstacles. Maximum height 69 cm, under 64 cm. There are vending machines with food and drinks.


 **Adapted toilets/** Unisex (ground floor). Bathroom cubicle has an in-swing door 74 cm wide. Latch lock. The maximum turning space is 1.20 m. Automatic lights.

 **Toilet/** Toilet seat height 40 cm. Clearance space on the left 80 cm. Two folding handrails (height 65 cm, length 75 cm). Distance between bars 66 cm.

 **Sink/** Top border height 83 cm, lower border 74 cm from the ground. Front clearance space, >=80 cm wide, >=1.20 m long. Free space under the sink is 26 cm deep. Pressure tap fitting.

 **Parking/** No private car park. 3 spaces reserved for people with reduced mobility in the street. Entrance area.

**CASA DE LOS PECES/
AQUARIUM FINISTERRAE/**




Settings that take you into a fantastic world and reveal the secrets of the **underwater world**


Paseo Alcalde Francisco Vázquez, 34 15002 A Coruña
Tel. (+34) 981 189 842
mc2coruna.org/aquarium


FREE/ People with certified disability of >=33% and companion


06/01
Culture and entertainment/
Museums
House-museums


 **Setting/** Access street is on a slight slope.


 **Access/** Ground level. First floor. Entrance door, width >=80 cm.

 **Ticket office and inside communication path/** Indoor ticket office (first floor), desk height 1.19 m. Circulation path among furniture inside is >=1.50 m, no narrowing. Slopes compensated by ramps with a gentle slope and no handrail. Three floors, connected by lifts.


 **Lift/** Automatic door opening, width >=80 cm. Cabin is >=1 m wide and about 1.40 m deep inside, handrail 90 cm from the ground. Button box outside and inside is between 90 and 120 cm from the ground. You need to use different lifts to connect with the different floors.


 **Characteristics of the rooms/** Seven rooms: Isabel Castelo Room, OceanoSfera Room, Maremagnum Room and Humboldt Room (first floor), Mare Oceanum Room and I Zone (Ground floor) and Nautilus Room (Floor -1), all of them connected by corridors, ramps and lifts.


 **Cafeteria, Restaurant/** Ground level access. Ground floor. Door width >=80 cm. Circulation path among furniture >=1.20 m, no slopes or stairs. Tables, space under 66 cm, maximum height 75 cm. Depth under the surface 29 cm, clearance space >=60 cm wide. A clearance space on the bar for wheelchairs, maximum free height 80 cm and under 70 cm, 19 cm deep. Close adapted toilet on ground floor.


 **Adapted toilets on the ground floor/** Two, one for men and one for women. Automatic lights. **Women/** Bathroom cabin has an in-swing door 80 cm wide. Lever lock. The maximum turning space is 97 cm. **Men/** To access the toilet, you have to make a 90° turn in the corridor, which is 1 m wide. Other features are the same except the clearance space to the toilet, which is on the right.


39


 **Toilet/** Toilet seat height 45 cm. Clearance space on the left 75 cm. Two handrails, fixed on the right (height 80 cm, length 50 cm) while the left one is folding (height: 80 cm, length: 73 cm). Distance between bars 65 cm.

 **Sink/** Top border height 84 cm, lower border 70 cm from the ground. Front clearance space, >=80 cm wide, >=1.20 m long. Free space under the sink is 21 cm deep. Lever tap in sink.

 **Adapted toilet on first floor/** Unisex. The access landing to the cubicle enables a turn of >=1.50 m. Cabin has an out-swing door with >=80 cm width. Latch lock. The maximum turning space inside is >=1.50 m. Automatic lights.

 **Toilet/** Toilet seat height 48 cm. Front clearance space. Two fixed handrails (height 80 cm, length 50 cm). Distance between bars 62 cm.

 **Sink/** Top border height 88 cm, lower border 82 cm from the ground. Front clearance space >=80 cm wide, >=1.20 m long. Free space under the sink with no obstacles and 30 cm deep. Lever tap in sink.

 **Parking/** Right next to the building on the first floor level. It is public and has 2 parking spaces reserved for people with reduced mobility.



CASARES QUIROGA HOUSE-MUSEUM/



This building aims to promote initiatives in memory of Santiago Casares Quiroga and **Republicanism** in A Coruña and Galicia.

Panaderas, 12
15001 A Coruña
Tel. (+34) 981 189 856
www.coruna.es

FREE ENTRANCE/

40

Setting/ Access street is on a gentle slope width <1.20 m.

Access/ Via a portable ramp, 1.36 m wide, path between 33 cm and 59 cm, on a gentle slope. Entrance door on the ground floor is >=80 cm wide and double-leaf. Access to the exhibition rooms (ground floor) through two doors 76 cm. wide.

Inside communication path/ Circulation path among furniture inside is >=1.20 m, narrowing to between 95 cm and 56 cm. There are four floors, ground floor, 1st, 2nd and 3rd floors, connected by an automatic opening lift.

Lifts/ Width for door opening >=80 cm. Cabin is 93 cm wide and >=1.20 m deep inside, handrail 92 cm from the ground. Button boxes outside and inside are between 90 and 120 cm from the ground.

Characteristics of the rooms/ Several rooms connected by corridors and lift. One room leads to a back garden with a 90 cm wide door.

Adapted toilet/ Second floor. Unisex. The access landing to the cubicle allows a turn of 1.10 m. Cubicle has an out-swing door with a width of >=80 cm. Twist latch lock. The maximum turning space inside is >=1.50 m. Automatic lights.

Toilet/ Toilet seat height 49 cm. Front clearance space >1.50 m. Fixed handrail on the right (height 76 cm, length 70 cm). Distance between bar and wall 93 cm

Sink/ Top border height 86 cm, lower border 78 cm from the ground. Front clearance space >=80 cm wide, 1.20 m long. Free space under the sink 30 cm deep. Adapted lever tap in sink, soap holder 90 cm, automatic hand dryer and hand drying paper 1.10 m from the ground. Push button cistern 1.10 m from the ground. Mirror's lower border is <90 cm from the ground.

Parking/ No car park.

MARÍA PITA HOUSE-MUSEUM/



María Pita was a woman with a strong personality and someone to be reckoned with. She is the **heroine of A Coruña** who lived in this house and bravely defended the city against the English attacks/

Ferrerías, 28
15001 A Coruña
Tel. (+34) 981 189 853

FREE ENTRANCE/

Setting/ Access street is flat with irregular stone pavement.

Access/ Ground level access. Entrance door width (ground floor) >=80 cm.

Ticket office and Inside communication path/ Reception desk height 87 cm. Circulation path among furniture inside is >=1.20 m, no narrowing. Changes in floor level are overcome by ramps with a gentle slope and no handrail. 4 floors and mezzanine, connected by lift (except the mezzanine, which is only accessible by stairs), automatic opening door.

Lifts/ Width for door opening >=80 cm. Cabin is 90 cm wide and 1.20 m deep inside. Button boxes outside and inside are between 90 and 120 cm from the ground.

Characteristics of the rooms/ 4 rooms connected by corridors, ramps and lift.

Adapted toilet/ Third floor. Unisex. Cabin has an in-swing door with an 80 cm width. The maximum turning space inside is 1.20 m. Manual lights, switches 1.10 m from the ground.

Toilet/ Toilet seat height 47 cm. Clearance space on the left >=80 cm. No handrails.

Sink/ Top border height 82 cm, lower border 77 cm from the ground. Front clearance space >=80 cm wide, >=1.20 m long. Lever tap in sink.

Parking/ No car park.

EMILIA PARDO BAZÁN HOUSE MUSEUM/



The old family home of the Countess, foremother of **women's rights and feminism**, highlighting her literary facet/

Tabernas, 11-1^º
15001 A Coruña
Tel. (+34) 981 207 308
www.casamuseoemiliapardobazan.org

FREE ENTRANCE/

Setting/ Access street on gentle slope with irregular pavement.

Access/ Access via a 20 cm stair or portable anti-slip ramp (height 0.90 m and length 0.96 m), upon request at the caretaker's office. Entrance door width (ground floor) >=80 cm, accessible via a moderately sloping ramp (0.90 m wide and 2.34 m long), handrail on one side. The House Museum is on the first floor.

Inside communication path/ Reception desk height 1.15 m. Circulation path among furniture inside is >=1.20 m, some narrowing at doors (width <80 cm) and no slope. 3 floors, the House Museum is on the first floor, connected by a lift with double leaf door, external door is manual opening and automatic inside.

Lifts/ Width for door opening >=70 cm. Cabin is 95 cm wide and 0.95 m deep inside. Button box outside is 1.36 m and inside between 1.40 m and 1.60 cm from the ground.

Characteristics of the rooms/ 4 exhibition rooms and events room, connected by corridors, ramps and lifts. **Events room on ground floor/** Spaces reserved for people with reduced mobility are located according to need.

Adapted toilet/ Ground floor. Unisex. Out-swing cabin door with >=80 cm wide. Latch lock. The maximum turning space inside is 1.20 m. Automatic lights.

Toilet/ Toilet seat height 47 cm. Front clearance space 1.20 m long. Folding handrail on the left (height 70 cm, length 70 cm). Distance between bar and wall 83 cm.

Sink/ Top border height 84 cm, lower border 77 cm from the ground. Front clearance space >=80 cm wide, >=1.20 m long. Clearance space under the sink, 28 cm deep. Non-adapted lever tap in sink. Mirror's lower border is 1.05 m from the ground, automatic hand dryer 1.10 m from the ground, soap holder 1.20 m from the ground. Push button cistern 90 cm from the ground.

Parking/ No car park.

06/01
Culture and entertainment/
Museums
House museums

41

CORUÑA CARD/

Tourist card that offers free entrance or discounts for the main tourist attractions of the city.

Coruña Card 24 hours/ 11 €
Coruña Card 48 hours/ 13 €
Coruña Card 72 hours/ 15 €
Coruña Card child*/ 5 €

*Up to 14, valid for 72 hours

Where can I buy it?

1. Tourist Offices of A Coruña
2. Member hotels



3 HOUSE BONUS/


Includes 3 visits, on the same or different days, to the following museums:

Casa de las Ciencias (Science Museum)(not including Planetarium)
Aquarium Finisterrae
Domus (not including Imax Cinema)

Where can I buy it?

At any of the three museums/ 12 €

MUSEUM DE FINE ARTS/



Spanish and European painting from the sixteenth to the twentieth century, with works by **Murillo, Sorolla, Rubens, Tintoretto, Goya's** engraving and one **Picasso/**

Zalaeta, s/n.
15002 A. Coruña
Tfno: (+34) 881 881 700
museobelasartescoruna.xunta.es

42



Setting/ Access street on gentle slope.



Access/ Access via a ramp with a 15% slope. Entrance door width (ground floor) >=80 cm, accessible through a 19% slope ramp.



Ticket office and inside communication/ Reception desk height 95 cm. Circulation path among furniture inside is >=1.20 m, no narrowing or slopes. 4 floors, connected through two lifts with automatic doors.



Lifts/ / Width for door opening >=80 cm. Cabin is 106 cm wide and >=140 cm deep inside, handrail 86 cm from the ground. Button boxes outside and inside between 90 and 120 cm from the ground.



Characteristics of the rooms/ The museum has several exhibition rooms and an events room (ground floor), connected via corridors, ramps and lifts. In the events room, spaces reserved for people with reduced mobility are located on the last row.



Adapted toilet/ The adapted toilet is on the ground floor and is unisex. Sliding cabin door 80 cm wide. Lever lock. The maximum turning space inside is 1.20 m. Automatic lights.



Toilet/ Toilet seat height 50 cm. Clearance space on the left >=80 cm with a folding handrail 84 cm from the ground and 79 cm long.



Sink/ Top border height 84 cm, lower border 72 cm from the ground. Front clearance space >=80 cm wide, >=1.20 m long. Clearance space under the sink, 20 cm deep. Lever tap in sink.



Parking/ No car park. However, there are two parking spaces reserved for people with reduced mobility in the street, practically in front of the museum entrance.

MAC/ MUSEUM OF CONTEMPORARY ART GAS NATURAL FENOSA



All-purpose space for contemporary art. It combines exhibitions purpose with integration and participation/

Ctra. Baños de Artxeixo, 171
15007 A. Coruña
Tel. (+34) 981 911 476
www.mac.gasnaturalfenosa.com

FREE ENTRANCE/



Setting/ Access street with a gentle slope.



Access/ Access via a gentle slope, with a little part that juts out, 1.50 m wide and 5 m long. In and out-swing entrance door, >=80 cm.



Ticket office and inside communication path/ Reception desk height 1.10 m. Circulation path among furniture inside is >=1.20 m, no narrowing or slopes. Two floors (ground and -1 floors), connected by a lift with an automatic door.



Lift/ Width for door opening >=80 cm. Cabin is 1.05 m wide and >=1.40 m deep inside, handrail 90 cm from the ground. Button boxes outside and inside between 90 and 120 cm from the ground.



Characteristics of the rooms/ There are four exhibition rooms and one auditorium (first floor), connected by corridors and a lift. In the auditorium, there are spaces reserved for people with reduced mobility.



Adapted toilets/ Two on the ground floor, one for men and one for women, with the same dimensions and layout. Out-swing cubicle door with an opening space of >=80 cm wide. Lever lock. The maximum turning space inside is 1.20 m. Automatic lights.



Toilet/ Toilet seat height 42 cm. Front clearance space <1.50 m with a folding handrail on the left 70 cm from the ground and 70 cm long.




Sink/ Top border height 87 cm, lower border 77 cm from the ground. Front clearance space >=80 cm wide, 1.20 m long. Lever tap in sink, soap holder and hand dryer 1.10 m from the ground. Push button cistern 0.90 m from the ground.



Parking/ Private car park with 4 spaces reserved for people with reduced mobility: two at the entrance of the museum, outside (width 2.10 m and length 4.30 m) with no approaching space to the square, and two in the underground parking lot (width 2.80 m, length 4.80 m) with an approach area to the square >1.20 m wide.

MUNCYT/ NATIONAL MUSEUM OF SCIENCE AND TECHNOLOGY



The **crystal prism** is the headquarters of the National Museum of Science and Technology. The crystal cube won the National Award of Young Architecture in the 9th Biennial of Spanish Architecture/

Plaza del Museo Nacional, 1
15011 A. Coruña
Tel. (+34) 900 100 134
http://www.muncyt.es

FREE ENTRANCE/



Setting/ Access street is flat.



Access/ Ground level. Entrance door to the building (ground floor) >=80 cm wide.



Ticket office and inside communication/ Reception desk height 70 cm. Circulation path among furniture inside is >=1.20 m, no narrowing or slope. Nine floors, connected by a lift. In order to use the lift, the key should be obtained at the desk.



Lift/ Automatic door. Door opening width >=80 cm. Cabin is >1.50 m wide, >=2 m deep. Button boxes outside and inside between 90 and 120 cm from the ground.



Characteristics of the rooms/ There are several exhibition rooms and one events hall (second floor), connected by corridors, ramps and lifts. **Events hall/** Spaces reserved for people with reduced mobility can be located anywhere in the hall.



Adapted toilet on fifth floor/ Unisex, open when there is an event. Cabin has an in-swing door, 74 cm wide. Latch lock. The maximum turning space inside is <1.20 m for door opening. Light switches are located 1m from the ground.



Toilet/ Toilet seat height 50 cm. Front clearance space 1.20 m long. Two folding handrails (height 80 cm and length 68 cm). Distance between bars 75 cm.



Sink/ Adjustable height sink. Front clearance space >=80 cm wide, 1.20 m long. Free space under the sink is 30 cm deep. Lever tap in sink, mirror's lower border is 0.90 m from the ground, automatic hand dryer 1.30 m from the ground, soap holder 1.15 m from the ground. Push button cistern 95 cm from the ground.



Adapted toilets on the second floor/ Two, one for men and one for women, with the same dimensions and layout. Out-swing cubicle door 77 cm wide. Latch lock. The maximum turning space inside is 1.10 m. Light switches are 1 m from

06/01
Culture and entertainment/
Museums
House museums

43

the ground.



Toilet/ Toilet seat height 50 cm. Front clearance space 1.15 m long. Two handrails: folding handrail on the right (height 80 cm, length 70 cm), fixed on the left (height 82 cm, length 40 cm).



Sink/ Adjustable height. Front clearance space >=80 cm wide, 1.20 m long. Free space under the sink 30 cm deep. Lever tap in sink, mirror's lower border is 0.90 m from the ground, automatic hand dryer 1.30 m from the ground, soap holder 1.15 m from the ground. Push button cistern 1 m from the ground.



Adapted toilet on floor -1/ Two, one for men and one for women, with the same dimensions and layout. Cubicle has an in-swing door, 80 cm wide. Lever lock. The maximum turning space inside is >1.20 m for door opening. Light switches are located 1.04 m from the ground.



Toilet/ Toilet seat height 50 cm. Front clearance space 1.15 m long. Two handrails: folding on the right (height 80 cm and length 70 cm), fixed on the left (height 80 cm, length 40 cm). Push button cistern 90 cm from the ground.



Sink/ Top border height 90 cm and lower border height 79 cm. Front clearance space >=80 cm wide, 1.20 m long. Free space under the sink is 30 cm deep. Pressure tap fitting, mirror's lower border is 0.90 m from the ground, automatic hand dryer 1.30 m from the ground, soap holder 1.30 m from the ground.



Parking/ Private car park with two spaces reserved for people with reduced mobility, 2.10 m wide and 4.50 m long..

SOCIOCULTURAL CENTRE AFUNDACIÓN/



Project by the British architect Nicholas Grimshaw, an avant-garde design in the city. Temporary exhibitions, concerts, conferences.../

Cantón Grande, 24.
15003 A Coruña
Tel. (+34) 981 185 060
www.afundacion.org

44



Setting/ Access street is flat.



Access/ Access via a ramp, 4 m long, gentle slope. Automatic entrance door (ground floor) >=80 cm wide.



Taquilla e Inside communication path/ Inside ticket office (ground floor), reception desk height 0.80 m. Circulation path among furniture inside is >=1.20 m, no narrowing or slope. Seven floors, connected by two lifts, automatic door opening.



Lifts/ Door opening width 78 cm. Cabin is 106 cm wide, >=140 cm deep, handrail is 90 cm from the ground. Button boxes outside and inside between 90 and 120 cm from the ground.



Characteristics of the rooms/ Six rooms and one auditorium (floor-2), connected by corridors, ramps and lifts. **Auditorium/** 4 spaces reserved for people with reduced mobility located on one side of the last row



Cafeteria, Restaurant/ Ground level access on the Ground floor. Circulation path among furniture >=1.20 m, no slope or stairs. Height under the tables 72 cm, maximum height 73 cm. Clearance space 24 cm deep and >=60 cm wide. Handrail height 115 cm. The closest adapted toilet is on the second floor.



Adapted toilets/ 3rd and 2nd floors and -2 women's toilets with the same features. Cubicle has an out-swing door (in-swing on floor -2), 80 cm wide. Lever lock. The maximum turning space inside is 1.20 m. Manual lights, switches 1.04 m from the ground.



Toilet/ Toilet seat height 43 cm. Clearance space on the right side 80 cm. Two folding handrails (height 80 cm and length 83 cm). Distance between bars 69 cm.



Sink/ Top border height 86 cm and lower border height 83 cm. Front clearance space >=80 cm wide, >=1.20 m long. Free space under the sink is 25 cm deep. Lever tap in sink.



Parking/ No car park available.

BARRIÉ FOUNDATION/ FUNDACIÓN BARRIÉ/



Holds the permanent Francisco Llorens exhibition and other itinerant exhibitions/

Cantón Grande, 9
15003 A Coruña
Tfno (+34) 981 221 525
www.fundacionbarrie.org



Setting/ Access street is flat



Access/ Ground level access, by one side of the main entrance door. Automatic entrance door (ground floor), >=80 cm wide.



Taquilla e Inside communication path/ Desk height 0.89 m. Inside, the circulation path among furniture is >=1.50 m, no narrowing or slope. Five floors, connected by two lifts, automatic door opening.



Lifts/ Both lifts have a width of >=80 cm. Cabin is 157 cm wide, >=140 cm deep, no handrail. Button boxes outside and inside between 90 and 120 cm from the ground.



Characteristics of the rooms/ Several exhibition rooms and one events hall (ground and First floor), all of them connected by corridors, ramps and lifts. **Events hall/** Spaces reserved for people with reduced mobility are located on both sides of the first row and at the top of the second row, next to the door.



Adapted toilet/ Floor-2. Unisex. In-swing door 80 cm wide. Lever lock. The maximum turning space inside is 1.20 m. Manual lights, switches 1 m from the ground.



Toilet/ Toilet seat height 40 cm. Clearance space from the right and left side 80 cm. Two folding handrails (height 78 cm and length 80 cm). Distance between bars 60 cm.



Sink/ Top border height 80 cm and lower border height 70 cm. Front clearance space >=80 cm wide, >=1.20 m long. Lever tap in sink.



Parking/ No car park.

MARÍA JOSÉ JOVE FOUNDATION/



The activity of the María José Jove Foundation is focused on children and disability. It holds a permanent exhibition with art from the nineteenth to the twenty-first century/

Edificio Work Center
C/Galileo Galilei, 6 (A Grela)
15008 A Coruña
Tel. (+34) 981 160 265
www.fundacionmariajosejove.org



Setting/ Access street is on a pronounced slope.



Access/ Via a ramp (width 0.90 m, length 44 cm). Ground level door opening (Ground level), >=80 cm wide. Bell is 1.33 m from the ground.



Ticket office and inside communication path/ Desk height 108 cm with side opening, width <80 cm. Inside, the circulation path among furniture is >=1.20 m, no narrowing or slope. Three floors, connected by two lifts.



Lifts/ automatic opening doors. Space Width >=80 cm for door opening. Cabin is 95 cm wide, >=140 cm deep, handrail 90 cm from the ground. Button boxes outside and inside between 90 and 120 cm from the ground.



Characteristics of the rooms/ Several multipurpose rooms and an auditorium, connected by corridors, ramps and lifts. **Auditorium/** Ground floor. Spaces reserved for people with reduced mobility depending on the requirements of the event. Ramp to the stage, 1 m wide, 4.47 m long, anti-slip floor and moderate slope. **Art exhibition room/** Second floor. Free entrance with prior booking (Monday to Friday 9 am to 6 pm). Circulation path among furniture is >0.120 m. Works of art and information signs 1.10 m from the ground, slightly sloping.



Adapted toilet/ Ground floor. Unisex. Out-swing door 77 cm wide. Twist latch lock. The maximum turning space inside is <1.20 m. Light switches 1.15 m from the ground.



Toilet/ Toilet seat height 40 cm. Clearance space on the right side. Two separated handrails with a separation space of 93 cm, folding on the right (height 75 cm and length 58 cm), fixed on the left (height 77 cm, length 70 cm). Cistern 1 m from the ground.



Sink/ Top border height 83 cm and lower border height 73 cm. Front clearance space >=80 cm wide, 1.10 m long. Space under the sink 23 cm deep. Non-adapted lever tap in sink, soap holder 1.05 m from the ground, automatic hand dryer 1.20 m from the ground.



Parking/ Access from the Work Center car park. 2 spaces reserved for people with reduced mobility in the street, at the entrance (width 2.40 m, length 5 m) no adapted pedestrian path or access ramp to the street.

06/01

Culture and
entertainment/
Foundations

LUIS SEOANE FOUNDATION/



An institution dedicated to the work of the author and to promoting contemporary visual arts in Galicia/

Rúa San Francisco, 27
15001 A Coruña
Tel. (+34) 981 216 015
www.fundacionluisseoane.gal

45



Setting/ Access street is flat



Access/ Ground level access. Entrance door width (ground floor) >=80 cm.



Inside communication path/ Circulation path among furniture is >=1.50 m, no narrowing or slope. Two floors, connected by a lift with automatic door opening.



Lift/ Space width >=80 cm for door opening. Cabin is 100 cm wide, >=140 cm deep, handrail 87 cm from the ground. Button boxes outside and inside between 90 and 120 cm from the ground.



Characteristics of the rooms/ Five rooms and one events hall (ground floor), connected by corridors, ramps and lifts. **Events hall/** Spaces reserved for people with reduced mobility on the first row.



Adapted toilets/ Ground and First floor. Unisex. Same features. Out-swing door 80 cm wide. Lever lock. The maximum turning space inside is 1.20 m. Manual lights, switches 1.15 m from the ground.



Toilet/ Toilet seat height 50 cm. Clearance space on the left side 70 cm. Folding handrail (height 71 cm and length 68 cm).



Sink/ Top border height 87 cm and lower border height 77 cm. Front clearance space >=80 cm wide, 1.10 m long. Space under the sink 20 cm deep. Lever tap in sink.



Parking/ No car park.

OPERA HOUSE/

06/02

Culture and entertainment/
Performance venues

46

Glorieta de América, s/n
15004 A Coruña
Tel. (+34) 881 140 404
www.palaciodelaopera.com

An incomparable scenario for holding artistic and cultural events: Opera, theatre, concerts, ballet, shows.../



Setting/ Access street is flat.



Access/ Access via a $\leq 10\%$ sloping ramp, ≥ 1.50 m wide and > 5 m long. Path indicated with an ISA sign. Entrance door (floor -1), ≥ 80 cm wide with an ISA sign.



Ticket office and horizontal inside communication path/ Ticket office is outside, desk height 1.10 m. Circulation path among furniture is ≥ 1.50 m, no narrowing or slopes.



Inside communication path between floors/ Four floors connected by a lift with an ISA sign, automatic door opening. 78 cm wide. Cabin is 1.20 m wide and 1.15 m deep inside. Handrail is 1 m from the ground. Button boxes outside and inside between 90 and 120 m from the ground.



Characteristics of the rooms/ The Opera House has 6 rooms/ Main auditorium/ Ground floor, where performances normally take place. Entrance door ≥ 80 cm and circulation path among furniture is ≥ 1.50 m. There are 6 spaces reserved on the first row (Area A); 3 on each side and one > 1.20 m from the stage. There are also seats for companions. Access to the rest of the seats by the stairs. Desk height at the cafeteria on ground floor: 1 m. Coffee vending machine button is 1.30 m from the ground and pickup space 1 m from the ground. **Presentation halls/** 3 halls. First floor. Double-leaf entrance doors, total width ≥ 80 cm. **Chamber halls/** 2 halls.

2nd floor. Doors are ≥ 80 cm wide, space for door opening ≥ 1.20 m. Seats are on a slope. Removable seats are available.



Adapted toilet/ Ground floor. ISA sign. Unisex. The maximum turning space is ≥ 1.50 m on the access landing to the cubicle. Out-swing cubicle door ≥ 80 cm wide. Lever lock 95 cm from the ground. The maximum turning space inside is 1.18 m. Automatic light. There is a hanger on the door 1.40 m from the ground.



Toilet/ Toilet seat height 49 cm. Clearance space on the right side 77 cm. Two handrails: folding on the right (height 70 cm and length 74 cm) and fixed on the left attached to the wall (height 70 cm and length 50 cm). Distance between bars 90 cm.



Sink/ Top border height 80 cm and lower border height 74 cm. No front clearance space, just from one side. Space under the sink 10 cm deep. Lever tap in sink.



Parking/ Adjacent car park is not accessible. Spaces reserved for people with reduced mobility are available in the street, located in front of the façade and on one side.



COLISEUM/

06/02

Culture and entertainment/
Performance venues

47

Francisco Pérez Carballo, 2
15008 A Coruña
Tel. (+34) 881 134 450
imce@coruna.es

Emblematic building located in the main access to the city of A Coruña, it holds all kind of events and musical shows, circus, sports and leisure events.../



Setting/ Access street is flat.



Access/ Ground level access through the office door or through the press entrance. Entrance door to the building (2nd floor) ≥ 80 cm wide.



Ticket office and horizontal inside communication path/ Ticket office is outside, open on event days, desk height 1.20 m. Communication path is 66 cm wide. Circulation path among furniture is ≥ 1.50 m, no narrowing or slopes.



Inside communication path among floors/ Four floors connected by ramps, > 1.20 m wide.



Characteristics of the rooms/ One single hall with circulation path > 1.20 m. It has 9 spaces reserved for wheelchair users on the tenth row in zone 5, approximate distance from the stage 25 m. Located opposite evacuation door 7 where there is a Civil Defence stand. Access to other seats by stairs.



Adapted toilets/ Two toilets. 2nd floor (caretaker's office area), one for men and one for women (width narrows to 70 cm). Maximum turning space ≥ 1.50 m on the cubicle access landing. In-wing cubicle door ≥ 80 cm wide. Latch lock. Maximum turning space inside is 1.20 m.



Toilet/ Toilet seat height 50 cm. Clearance space on the right side in the men's toilet (width 70 cm) and on the right side in the women's toilet (width 50 cm). Two handrails: folding handrail (height 85 cm and length 70 cm) and fixed handrail (height 85 cm and length 76 cm). Distance between bars 55 cm. Handle cistern 75 cm from the ground.



Sink/ Top border height 85 cm and lower border height 79 cm. Front clearance space ≥ 80 cm wide, 1.20 m long. Space under the sink 20 cm deep. Pressure tap fitting. Mirror's lower border is 1.20 m from the ground. Sink light switch 1.20 m from the ground, soap holder 1 m from the ground, button hand dryer is 1.35 m from the ground and towel 1 m from the ground.



Parking/ No car park available, although the car park at the Carrefour Shopping Centre can be used.

Notes/ Tickets reserved for people with reduced mobility are sold physically at the ticket office in Plaza de Ourense. These tickets are the cheapest ones.

METROPOLITAN FORUM/

06/02

Culture and entertainment/
Performance venues


48


Río Monelos, 1
15006 A Coruña
Tel. (+34) 981 184 293
forum@coruna.es


Cultural and educational services: library, cinemas, auditorium, youth information centre/




 **Setting/** Access street is flat.


 **Access/** Two accessible entrances. The main one (ground floor) from Calle Río Monelos and the back one (first floor) from Parque Europa. Both accesses are via a >10 m ramp with flat areas for a >=1.50 m turning space. Main entrance has a handrail on one side 0.85 m from the ground. Automatic entrance doors to the building (ground and first floors), width >=80 cm.

 **Building and inside communication path/** Desk height (ground floor) 72 cm. Ticket office outside (first floor) 88 cm from the ground, 8 cm deep. Library desk height (first floor) 74 cm. Inside the building, circulation path among furniture is >=1.20 m, no narrowing or slopes. Two floors, connected by a lift.


 **Lift/** Automatic door. Width 80 cm for door opening. Cabin is 1.25 m wide, 1.30 m deep. Button boxes outside and inside between 90 and 120 cm from the ground.

 **Characteristics of the rooms/** Several rooms for municipal services, auditorium (ground floor) and two cinemas (ground floor), connected by corridors, ramps and lifts. **Auditorium/** Spaces reserved for people with reduced mobility located on an adjustable central corridor for wheelchair users. **Cinemas/** There is a 2 cm part that juts out to get into the rooms and one place per room reserved for wheelchair users on the last row.


 **Adapted toilets/** Two adapted toilet, one on the ground floor and another one on the First floor.


 **Adapted toilet on the Ground floor/** Unisex. Out-swing door with a grab bar to push, 80 cm wide. Bolt lock. The maximum turning space inside is 1.20 m. Light switch outside the bathroom 1.10 m from the ground.


 **Toilet/** Toilet seat height 41 cm. Clearance space on the right side >=80 cm. Two folding handrails (height 66 cm and length 75 cm). Distance between bars 59 cm.

 **Sink/** Top border height 78 cm and lower border height 71 cm. Front clearance space >=80 cm wide, 1.20 m long. Space under the sink 24 cm deep. Non-adapted lever tap in sink, soap holder 1.10 m from the ground, hand dryer is 95 cm from the ground. Mirror's lower border is <90 cm from the ground and changing table is 90 cm from the ground.

 **Adapted toilet on the first floor/** Unisex. Key available on request in the library. In-swing cubicle door 75 cm wide. Key lock. The maximum turning space inside is 1.20 m. Light switch 1 m from the ground.

 **Toilet/** Toilet seat height 40 cm. Clearance space on the left side >=80 cm. Two folding handrails (height 66 cm and length 75 cm). Distance between bars 59 cm. Push button cistern 97 cm from the ground.

 **Sink/** Top border height 75 cm and lower border height 68 cm. Front clearance space >=80 cm wide, 1.20 m long. Space under the sink 24 cm deep. Non-adapted lever tap in sink, soap holder 95 cm from the ground, automatic hand dryer is 90 cm from the ground. Mirror's lower border is <90 cm from the ground.

 **Parking/** No car park available. However, there are two spaces reserved for people with reduced mobility in the street, practically opposite the entrance to the centre.



ÁGORA CENTRE/

06/02


Culture and entertainment/
Performance venues


49


Lugar da Gramela, 17
15010 A Coruña
Tel. (+34) 981 189 888
www.coruna.es/agora


A municipal sociocultural space where you can visit the library, see exhibitions, meet, take part in a workshop, see theatre or dance.../


 **Setting/** Access street is flat.


 **Access/** Ground level access. Entrance door to the building (ground floor) is out-swing and heavy, width >=80 cm.

 **Reception and inside communication path/** Desk height 77 cm. Inside the building, circulation path among furniture is >=1.20 m, no narrowing or slopes. There are three floors, connected by two lifts and a ramp to floor -1.


 **Lifts/** Automatic door. Width >=80 cm for door opening. Cabin is 1.35 m wide, 1.60 m deep. Button boxes outside and inside between 90 and 120 cm from the ground.

 **Characteristics of the rooms/** Several rooms and an auditorium (floor -1), connected by corridors, ramps and lifts. Spaces reserved for people with reduced mobility are on the first row and there are 12 (6 on each side). Access to other seats is on a gentle slope on floor -1. Access ramp to the stage is 90 cm wide with no handrail. Adapted dressing rooms. Access to the amphitheatre by stairs.

 **Adapted toilet/** Floor -1. Unisex. In-swing entrance door >=80 cm wide for door opening. Inside cubicle has an in-swing door >=80 cm wide. Twist latch lock. The maximum turning space is >=1.20 m. Automatic lights. Folding changing table available 78 cm from the ground.

 **Toilet/** Toilet seat height 43 cm. Clearance space on the right side >=80 cm. Two handrails: folding on the right (height 80 cm and length 78 cm); fixed on the left (height 80 cm and length 60 cm). Push button cistern 1 m from the ground.

 **Sink/** Top border height 84 cm and lower border height 71 cm. Front clearance space >=80 cm wide, 1.20 m long. Space under the sink 20 cm deep. Lever tap in sink, soap holder 82 cm from the ground, automatic hand dryer is 80 cm from the ground.

 **Parking/** No private car park. However, there are four spaces reserved for people with reduced mobility, opposite the main entrance.

 **Hearing disability/** Auditorium has hearing loop.



THEATRES/

COLÓN THEATRE/

Avda. de la Marina, 7A
15001 A Coruña
Tel. (+34) 881 223 258
www.teatrocolon.es

TEATRO ROSALÍA DE CASTRO/


Riego de Agua, 37
15001 A Coruña
Tel. (+34) 981 184 349
www.ticketea.com/venues/teatrorosaliaecastro/


50


COLÓN THEATRE/


Music shows and events since 1948


 **Setting/** Access street is flat.


 **Access/** Access via two ramps with a gentle slope, one on each side, 4.75 m long. Entrance door width ≥ 80 cm.


 **Ticket office and inside communication path/** Desk height 1.03 m. Inside the building, circulation path among furniture is ≥ 1.20 m, no narrowing or slopes. There are two floors, connected by a lift.


 **Lift/** Automatic door. No turning space on the access landing. Space width 80 cm for door opening. Cabin is 1.10 m wide, 1.40 m deep. Button boxes outside and inside between 90 and 120 cm from the ground.

 **Characteristics of the rooms/** There are four reserved spaces on the second row with a seat for companions. They are accessible via a ramp.

 **Adapted toilet/** 2 on the First floor, one for men and one for women. They are identical. Out-swing door ≥ 80 cm wide. Lever lock. The maximum turning space is 1.20 m. Automatic lights.

 **Toilet/** Toilet seat height 40 cm. Front clearance space 1.20 m. Two handrails: folding on the right (left in the women's toilet) (height 75 cm and length 80 cm); fixed on the left (on the right in the women's toilet) (height 90 cm and length 50 cm). Distance between bars 86 cm. Cistern 0.95 m from the ground.


 **Sink/** Top border height 85 cm and lower border height 74 cm. Front clearance space 70 cm wide, 1.20 m long. Space under the sink 15 cm deep. Lever tap in sink, soap holder 1 m from the ground.


 **Discount/** 20% for people with a certified disability of $\geq 33\%$ and companion. For bookings and ticket sales please call (+34) 881 223 258.





ROSALÍA DE CASTRO THEATRE/


Theatre and music shows since 1841


 **Setting/** Access street is on a gentle slope with an irregular pavement.


 **Access/** Ground level access from the right corner of the main entrance. Access to the entrance door via a ramp, ≥ 1.20 m wide, 2.26 m long path. Surface with no ramp 1.35 x 1.35 m. Entrance door to the building (ground floor) is ≥ 80 cm wide and double-leaf, located next to the main door and with an ISA sign.


 **Ticket office and inside communication/** Desk is accessible by stairs. Ticket office opens on the event day. Tickets can be bought in advance at the ticket office in Plaza de Ourense. Inside the building, the circulation path among furniture is ≥ 1.20 m, no narrowing or slopes. To access the theatre, the building has a stair lift platform.

 **Characteristics of the rooms/** There are four reserved spaces on the last row with a seat for companions. The other seats are accessible via a ramp.

 **Adapted toilet/** At the entrance. Unisex. Out-swing door 75 cm wide. Bolt latch lock. The maximum turning space is ≥ 1.20 m.

 **Toilet/** Toilet seat height 52 cm. Clearance space on the right. Two handrails: folding on the right (height 78 cm and length 76 cm); fixed on the left (height 77 cm and length 63 cm). Distance between bars 72 cm. Push button cistern 1.02 m from the ground.


 **Sink/** Top border height 83 cm and lower border height 73 cm. Front clearance space ≥ 80 cm wide, 1 m long. Space under the sink 23 cm deep. Adapted lever tap in sink, soap holder 90 cm from the ground, hand drying paper 80 cm from the ground.

 **Parking/** No car park.


CINEMAS/


CINESA MARINEDA CITY/


 **Setting/** Access street to the shopping centre is flat.


 **Access to the shopping centre/** Two ground level accessible entrances in the central square (ground floor) with a revolving door, both with a manual door ≥ 80 cm wide.

 **Inside communication path/** Corridors width ≥ 1.20 m, maximum turning space ≥ 1.50 m.


 **Lifts/** There are 5 lifts, 3 at the main entrances and 2 at the entrances connecting to the car park. Automatic doors ≥ 80 cm wide. Button boxes outside and inside between 90 cm and 120 cm from the ground. Lift cabins at the main entrance, 1.45 m wide and 1.60 m deep. Lift cabin at the entrances connecting to the car park, 1.10 m wide and 2.20 m deep.


 **Ticket office and inside communication/** Information desk/ticket sale and desk for food and drinks on the second floor. Desk height 1.06 m. Corridors are ≥ 1.20 m wide with a maximum turning space of 1.50 m. Projection halls on the same floor.

 **Location of the rooms/** Second floor.

 **Halls/** 12 halls, 54 spaces reserved for wheelchair users. Access to other seats by stairs. iSens: 10 spaces reserved on the first row. Other halls: 4 spaces reserved on the first row.

 **Adapted toilets/** Two, one for men and one for women (projection hall floor). The maximum turning space is 1.50 m on the access landing. Sliding cubicle door, ≥ 80 cm wide. Twist latch lock. The maximum turning space is 1.20 m. Light switch 0.95 m from the ground. Emergency button.

 **Toilet/** Toilet seat height 50 cm. Clearance space in the women's toilet on the right side, in the men's toilet on the left side. Two handrails: one is fixed (height 80 cm and length 94 cm), the other one is folding (height 78 cm and length 72 cm). Distance between bars 82 cm. Push button cistern 1 m from the ground.


 **Sink/** Top border height 82 cm and lower border height 76 cm. Front clearance space

06/02

Culture and
entertainment/
Theatres and
cinemas


70 cm wide, 1.20 m long. Space under the sink 17 cm deep. Lever tap in sink, soap holder 90 cm from the ground, automatic hand dryer 80 cm from the ground. Mirror's lower border is 1 m from the ground.

 **Shopping centre car park/** Underground floors, 38 spaces reserved for people with reduced mobility, 4.30 m wide and 4.80 m long.


 **Hearing disability/** Cinemas have mobile applications available upon request when buying tickets, used to adapt projections to sign language and/or subtitles facilitating access for people with a hearing disability.

LOS CANTONES CINEMAS/


 **Setting/** Access street to the shopping centre is flat.


 **Pedestrian access to the shopping centre/** Four accessible entrances, two from Avenida do Porto and 2 from one side, opposite Palexco Congress Centre. Entrance from Avenida do Porto identical, access via a ramp (length 5.40 m and width 1.50 m), with double height handrail on both sides, lower height 64 cm, upper height 93 cm at the stairs area at each entrance. There are two ramps with no handrail on the sides (width 1.80 m, length 12 m approximately). Automatic double-leaf door entrances, ≥ 80 cm wide on the ground floor. Entrances from Palexco have ramps (length 5 m, width 1.50 m) with a double height handrail, lower height 64 cm, upper height 93 cm. One side entrance has a revolving door and the other one has an automatic double-leaf door, both ≥ 80 cm wide, on the ground floor.


 **Inside communication path/** Corridor width ≥ 1.20 m, maximum turning space ≥ 1.50 m.


 **Lifts/** There are 4 lifts, one at the entrance area to the car park and cinemas, the other 3 at the entrance on the second floor. **Lift to the cinemas/** Automatic door, width ≥ 80 cm. Button boxes outside and inside between 90 cm and 120 cm from the ground. Cabin inside is 1.05 m wide and 1.40 m deep.


51


 **Location of the halls/** Inside the shopping centre. First floor.


 **Ticket office and inside communication path/** Information desk and ticket sale on the first floor. Desk height 78 cm. Desks for food and drinks are 1.15 m from the ground. Corridors are ≥ 1.20 m wide and with a maximum turning space of 1.50 m. Access via the lift.


 **Halls/** 11 halls, 47 spaces reserved for people with reduced mobility on the first row. Access to other seats by stairs.

 **Adapted toilet/** Unisex (projection halls floor). The maximum turning space is 1.50 m on the access landing. Sliding cubicle door, ≥ 80 cm wide. Latch lock. The maximum turning space is 1.20 m for door opening. Automatic lights.


 **Toilet/** Toilet seat height 42 cm. Clearance space on the left, 95 cm wide. Two handrails: fixed on the right, C-shaped (height 76 cm to 1.14 m, length 44 cm) and folding on the left (height 70 cm, length 73 cm). Distance between bars 77 cm. Push button cistern 75 cm from the ground.


 **Sink/** Top border height 85 cm and lower border height 75 cm. Front clearance space >80 cm wide, 1.40 m long. Space under the sink 20 cm deep. Lever tap in sink, soap holder 77 cm from the ground. Mirror's lower border is >0.90 m from the ground.

 **Shopping centre car park/** 15 spaces reserved for people with reduced mobility, 3.80 m wide and 5 m long.


 **Hearing disability/** One of the halls has a subtitle system under the projection screen and a hearing loop.


YELMO CINEMAS ESPACIO CORUÑA/


 **Setting/** Access street to the shopping centre is on a gentle slope


 **Pedestrian access to the shopping centre/** Two entrances from the main street. Accessible entrance with an ISA sign, with a gently sloping ramp, width ≥ 80 cm and 40 cm path, with two automatic doors ≥ 80 cm wide. This entrance takes us to the first floor of the shopping centre.


 **Inside communication path/** Corridors width ≥ 1.20 m, maximum turning space of ≥ 1.50 m.


 **Lift/** Automatic door, ≥ 80 cm wide. Cabin inside is 1.20 m wide and 1.30 m deep. Handrail is 90 cm from the ground. Button boxes outside and inside between 90 cm and 120 cm from the ground. Adapted to visual disability with Braille buttons and voice system.


 **Ticket office and inside communication path/** Information desk, tickets, food and drinks sale on the third floor, height 1.15 cm. Desk has an adapted space, 80 cm from the ground, 20 cm deep. Corridors are ≥ 1.20 m wide with a maximum turning space of ≥ 1.50 m. Projection halls on third floor. Ground level access to the halls.


 **Location of the halls/** Third floor.


 **Halls/** 8 halls, access to seats by stairs; 2 spaces per hall, on the first row, for wheelchair users, 90 cm wide.

 **Adapted toilets/** Two similar adapted toilets (men and women) on the projection halls floor. The maximum turning space is 1.50 m on the access landing. Out-swing cubicle door, ≥ 80 cm wide. The maximum turning space is ≥ 1.20 m. Automatic lights.


 **Toilet/** Toilet seat height 49 cm. Clearance space on the right (men's toilet) and on the left (women's toilet). Two handrails: one fixed (height 78 cm, length 50 cm) and one folding (height 78 cm, length 68 cm). Distance between bars 65 cm. Handle cistern 90 cm from the ground.


 **Sink/** Top border height 73 cm and lower border height 67 cm. Front clearance space >80 cm wide, 1 m long. Space under the sink 30 cm deep. Lever tap in sink, soap holder 88 cm from the ground, automatic hand dryer 80 cm from the ground.

 **Shopping centre car park/** Floors -1 and -2 are connected via mechanical ramps (>1 m wide). There are 4 spaces reserved for people with reduced mobility (2.80 m wide and 4.93 m long). Clearance space 65 cm wide.


 **Hearing disability/** What's Cine application is available for people with hearing disability but who can read film subtitles or see sign language.


YELMO CINEMAS LOS ROSALES/


 **Setting/** Access street to the shopping centre is on a pronounced slope


 **Access to the shopping centre/** Two entrances, one accessible from Calle Fuertes, ground level and two automatic doors ≥ 80 cm wide. Corresponds to the ground floor of the shopping centre.


 **Inside communication path/** Corridors width ≥ 1.20 m, maximum turning space of ≥ 1.50 m.


 **Lift/** Automatic door, ≥ 80 cm wide. Cabin is 1.40 m wide and ≥ 2.50 m deep. Button box 1.38 m from the ground..


 **Ticket office and inside communication/** Information desk, ticket sale on the Ground floor. Corridors are ≥ 1.20 m wide with a maximum turning space of ≥ 1.50 m.


 **Location of the halls/** Floor-1. Access to the halls by lift located behind the emergency door, behind the ticket office. The emergency door is difficult to open. In order to open this door, ticket office workers must be informed

 **Halls/** 13 halls, seats on a slope. Spaces reserved for wheelchair users on the first or last row depending on the hall.

 **Adapted toilet/** Unisex (projection halls floor). The maximum turning space is 1.50 m on the access landing. Cubicle door is ≥ 80 cm wide. The maximum turning space is 1.40 m.

 **Toilet/** Toilet seat height 42 cm. Front clearance space, width 1.20 m, length 1.50 m. Two fixed handrails, 78 cm wide and 93 cm long on the right; 86 cm from the ground and 1.37 m long on the left. Distance between bars 1.06 cm.

 **Sink/** Top border height 85 cm and lower border height 71 cm. Front clearance space 1.40 m wide, 1.75 m long. Space under the sink 14 cm deep. Button tap. Mirror's lower border 90 cm from the ground.

 **Shopping centre car park/** Ground floor and -1 connected to the shopping centre through corridors, ramps and lifts. There are 17 spaces reserved for people with reduced mobility (3.70 m wide and 5 m long).

CINESA MARINEDA CITY/

C.C. Marineda City
Carretera Baños de Arteixo, 43
15008 A Coruña
www.cinesa.es

LOS CANTONES CINES/

C.C. Los Cantones Village
Avenida do Porto nº3
15006 A Coruña
(+34) 981 22 44 42

CINES YELMO ESPACIO CORUÑA/

Centro Comercial Espacio Coruña
C/José Pascual López-Cortón, 10
15008 A Coruña
Tickets by telephone (+34) 902 22 09 22
www.yelmocines.es


CINES YELMO LOS ROSALES/


Centro Comercial Los Rosales
Ronda de Outeiro, 419
15011 A Coruña
Tickets by telephone (+34) 902 22 09 22
www.yelmocines.es


54 ORZÁN BEACH/


Blue flag. Rescue Post open: 11 am to 9 pm.

 **Beach setting/** Access street is on a gentle slope.

 **Access to the beach/** Access via a ramp located at the entrance opposite San Juan Bosco Salesianos school, with a pronounced slope.

 **Services/** Services during the summer, from June 15th to September 15th. There is an amphibious chair available at the Rescue post.

 **Showers/** No showers available with an accessible path.

 **Parking/** No accessible parking spaces.


 **Adapted toilets/** No adapted toilets available.





RIAZOR BEACH/

Rescue Post open: 11 am to 9 pm.


 **Beach setting/** Access street is flat.


 **Access to the beach/** By two ramps located on the seaside promenade. One next to the rescue zone at the beginning of the beach 14 m long, 3 m wide and moderately sloping. Cobblestone pavement. No handrail. The other ramp is opposite Playa Club, 10 m long and 3.30 m wide, gently sloping. No handrail. Wooden walkway is 1.80 m wide and 25 m long. There is also a resting area 5.40 x 5 m.


 **Services/** Services and toilets available during the summer, from June 15th to September 15th. There is an amphibious chair available at the Rescue post.

 **Showers/** No showers available with an accessible path

 **Parking/** No accessible parking spaces.

 **Adapted toilets/** One adapted bathroom for men and women located next to Playa Club. Ground level entrance. The maximum turning space is 1.50 m on the access landing. Cubicle door is ≥ 80 cm. The maximum turning space inside is 1.05 m.


 **Toilet/** Toilet seat height 38 cm. Front clearance space, 1 m wide, 2 m long. Two fixed handrails: right one (height 80 cm, length 75 cm) and left one (height 78 cm and length 97 cm). Distance between bars is approximately 65 cm.


 **Sink/** Top border height 85 cm and lower border height 80 cm. Depth with no obstacles is 20 cm. Front clearance space 1.05 m wide. Lever tap in sink.


OZA BEACH/


Blue flag. Rescue Post open: 11 am to 9 pm


 **Beach setting/** Access street is flat.


 **Access to the beach/** The seaside promenade (300 m approximately) is the only access. Sandy area with adapted access: a gently sloping ramp located at the beginning of the beach 8 m long, 1.50 m wide. Handrail on both sides 1 m from the ground. It is connected with the wooden walkway, 9 m wide and 5 m long. Two resting areas: one 1.50 x 5 m and the other one 3 x 5 m

 **Services/** Services and toilets available during the summer, from June 15th to September 15th. There is an amphibious chair available at the Rescue post.

 **Showers/** Two showers available with an accessible path on both sides of the beach and 1 dressing room next to the bathrooms.

 **Parking/** 2 accessible parking spaces in the public parking area approximately 300 m from the beach.

 **Adapted toilets/** Unisex. Next to the rescue post (key upon request). Access via a moderately sloping ramp 1.30 m long, 1.20 m wide. The maximum turning space is 1.20 m on the access landing. Out-swing cubicle door covering most of the resting area, which makes entrance difficult, ≥ 80 cm. The maximum turning space inside is 1.40 m.

 **Toilet/** Toilet seat is 50 cm from the ground. Clearance space on the right, 80 cm wide. Two handrails: folding on the right (height 75 cm and length 70 cm), fixed on the left (height 75 cm and length 30 cm). Distance between bars approximately 80 cm.

 **Sink/** Top border height 82 cm and lower border height 72 cm. Space under is 50 cm deep. Front clearance space 1.30 m wide and ≥ 1.20 m long. Button tap.



TERMARIA - CASA DEL AGUA/





Leisure, relaxing, sport and health in one single centre. **Thalassotherapy and Olympic pools** as the main offer/


Manuel Murguía, s/n
15011 A Coruña
Tel. (+34) 981 148 486
www.termaria.es

56


 **Setting/** Access street is flat.


 **Access/** Ground level. Entrance door (ground floor) is ≥ 80 cm wide, out-swing and heavy.

 **Reception and inside communication path/** Reception desk on the second floor, 73 cm from the ground. Circulation path among furniture inside the building is ≥ 1.20 m, no narrowing or slope. There are three floors, connected by 2 lifts.

 **Lifts/** Connected to the car park. Automatic door, ≥ 80 cm wide. Cabin is 1.30 m wide and 1.50 m deep. Button boxes outside and inside are between 90 and 120 cm from the ground. Entrance door from reception, automatic ≥ 80 cm.


 **Adapted dressing rooms/** There are two with an ISA sign. Key available upon request. Sliding cabin door 78 cm wide. Twist latch lock. The maximum turning space inside is ≥ 1.20 m. Automatic lights. Bench height 57 cm. Each dressing room has 2 lockers inside, one 60 cm from the ground and the other one 1.53 m from the ground, and a socket 90 cm from the ground.


 **Toilet/** Toilet seat is 44 cm from the ground. Clearance space on the right and on the left, ≥ 80 cm wide. Two folding handrails (height 73 cm and length 78 cm). Distance between bars 67 cm. Button cistern 1.05 m from the ground.


 **Sink/** Top border height 85 cm and lower border height 78 cm. Front clearance space, ≥ 80 cm wide, ≥ 1.20 m long. Space under is 30 cm deep. Pressure tap, soap holder 62 cm from the ground. Mirror's lower border 91 cm from the ground.


 **Shower/** Located at ground level with a folding shower seat fixed to the wall (width 45 cm, height 50 cm and two handrails: fixed on the left (height 87, length 60 cm), folding on the right (height 73 cm, length 78 cm). Distance


between bars 80 cm. Twist tap in sink, 1m from the ground.


 **Dressing tables/** There are dressing tables in the access path to the dressing room, where hair dryers are available. Top border height 77 cm and lower border height 73 cm, depth under 41 cm. Hair dryers 70 cm from the ground.


 **Characteristics of the building/** To access the swimming pools from the dressing rooms, you need to go through two heavy doors with in-swing opening, ≥ 80 cm wide. Circulation path inside through ramps and corridors ≥ 1.20 m wide and with a maximum turning space of ≥ 1.50 m. In order to reach the pool, you need to use a lift. To access the pools, a transfer loader is available.

 **Lift/** Automatic door ≥ 80 cm. Cabin is 1 m wide, 1.40 m deep. Handrail 92 cm from the ground. Button boxes inside and outside are between 90 and 120 cm from the ground.

 **Pool adapted toilets/** 2 unisex toilets bathrooms in the pool area (with similar features). In-swing opening door 76 cm wide. Twist latch lock. The maximum turning space is ≥ 1.50 m. Automatic lights.

 **Toilet/** Toilet seat height 43 cm. Clearance space on the left, ≥ 80 cm wide. Two handrails: one folding (height 73 cm and length 78 cm) and a fixed one (height 73 cm and length 80 cm). Distance between bars 76 cm. Push button cistern 84 cm from the ground

 **Sink/** Top border height 85 cm and lower border height 70 cm. Front clearance space, ≥ 80 cm wide, 1.20 m long. Space under is 30 cm deep. Sensor tap. Mirror's lower border 1.10 m from the ground.

 **Parking/** Car park with 12 reserved spaces, 6 on the floor-1 and 6 on the floor-2. (3 m wide and 5 m long).

Notes/ The centre has cabins for treatment with adjustable stretchers and chairs. There is an outdoor terrace.


ATLANTIC DOME/





The only **360°** covered viewpoint in Spain with views over the city and the Atlantic Ocean. Virtual visit round the city with touch screens/


Monte de San Pedro, s/n
15011 A Coruña
Tel. (+34) 981 184 200
www.coruna.es


 **Setting/** Access street is on a moderate slope.


 **Access/** Ground level with 2 cm that juts out. Entrance door (ground floor) is ≥ 80 cm wide.


 **Inside communication path/** Circulation path among furniture inside the building is ≥ 1.20 m, narrowing to 95 cm. There are three floors, connected by a lift.


 **Lifts/** Automatic door. Door is ≥ 80 cm wide. Cabin is 1.34 m wide and 1.60 m deep. Button boxes inside and outside are between 90 and 120 cm from the ground. Handrail is 92 cm from the ground.

 **Characteristics of the rooms/** 2 rooms on the first and second floors, connected by corridors, ramps and lifts. **Outdoor viewpoint/** First floor with information panels and views over the park, the city and the Atlantic Ocean. Handrail height 1.07 m. **Indoor viewpoint/** Second floor with sloping information panels and information panel in the centre.

 **Adapted toilet/** Ground floor. Unisex. Access corridor < 1.20 m wide. Out-swing cubicle door, width ≥ 80 cm. The maximum turning space inside is ≥ 1.20 m. Light switches are 1.15 m from the ground.

 **Toilet/** Toilet seat is 41 cm from the ground. Clearance space from the left. Two folding handrails: fixed on the right (height 85 cm and length 42 cm); folding on the left (height 85 cm, length 81 cm). Distance between bars 63 cm. Push button cistern 75 cm from the ground.

 **Sink/** Top border height 85 cm and lower border height 75 cm. Front clearance space, ≥ 80 cm wide, 1.20 m long. Non-adapted lever tap in sink, soap holder 1 m from the ground, automatic hand dryer 1.37 m from the ground. Mirror's lower border 1.39 m from the ground slightly sloping.

 **Parking/** No car park. There are four spaces reserved for people with reduced mobility at the entrance of the park.

06/04

Culture and entertainment/
Others

57


PANORAMIC LIFT/





A glass sphere that leads to the Monte de San Pedro. From the inside, you can see the Tower of Hercules and the bay of A Coruña/


Monte de San Pedro, s/n
15011 A Coruña
Tfno (+34) 881 916 841

 **Setting/** Access street is flat, both from the Monte de San Pedro and from the seaside promenade.

 **Access and characteristics/** There are two accessible entrances. Automatic entrance door, ≥ 80 cm wide. To access there is a gap between the lift and the pavement of 8 cm. However, a person is available to help if needed in order to overcome the gap. The maximum turning space inside is > 1.50 m.

 **Seaside promenade car park/** No car park. There are two spaces reserved for people with reduced mobility in the street, on one side of the building.


 **Monte de San Pedro car park/** No car park. There are four spaces reserved for people with reduced mobility.



Juana Capdeville, 2
15008 A Coruña
Tel. (+34) 881 92 00 10
www.expocoruna.com

EXPOCoruña is the fairground of A Coruña. Here, fairs, congresses, sports competitions, business meetings, concerts, exhibitions, shows, festivals, workshops and other events are held.

EXPOCoruña, a world of possibilities in 19,000 m² inside and 8000 outside. /



Setting/

Access street is flat.



Access/

Via a ramp with a path of >10 m and >=1.50 m wide. The free space at the beginning and end of the ramp allows a maximum turning space of >=1.50 m. The pavement after going up the ramp is irregular cobblestone and the ramp is made of irregular wooden boards. There is a handrail 0.92 m from the ground. Entrance door to the building (ground floor) is >=80 cm wide.



Ticket office and inside communication path/

The ticket office is located outside the building, desk height 1.20 m. Circulation path among furniture inside the building is >=1.50 m, no narrowing or slopes, depending on the event.



Lifts/

Three floors connected by 7 lifts with automatic opening. Door is 80 cm wide. Cabin is 1.13 m wide and 1.40 m deep inside, there is a handrail 90 cm from the ground. Outside and inside button boxes are between 0.9 m and 1.20 m from the ground.



Auditoriums/

There is an auditorium on the first floor. The entrance door is >=80 cm wide and has a circulation path of >=1.50 m. There are reserved spaces depending on the needs. There are also seats for companions. There is a ramp to access the stage.



Adapted toilets/

12. Unisex, distributed over all floors. The maximum turning space is 1.50 m on the access landing. Out-swing cubicle door that leaves a space 78 cm. Twist latch lock. The maximum turning space inside is >=1.20 m. Light switches are 1.10 m from the ground.



Toilet/

Toilet seat is 40 cm from the ground. Clearance space on the right and from the left, depending on the toilet. Two handrails, one folding (height 77 cm, length 68 cm) and one fixed (height 72 cm and length 50 cm). Distance between bars 80 m. Push button cistern, height: 1 m.



Sink/

Top border height 83 cm and lower border height 70 cm. Front clearance space, >=80 cm wide, >=1.20 m long. Space under is 16 cm deep. Non-adapted lever tap in sink or pressure tap fitting (depending on the toilet). Mirror's lower border 1.02 m from the ground. Soap holder is 1 m from the ground and both the hand dryer and drying paper are 1 m from the ground.



Parking/

Floor -1. 19 spaces reserved for people with reduced mobility, 3.40 m wide and 5.10 m long. 12 spaces near the main entrance and the rest are close to the other building entrance, which can only be accessed by stairs.



Setting/

Access street is flat.



Access/

Via a ramp with a path of >15 m and >=1.20 m wide, slope no more than 6%. Free space at the beginning and end of the ramp allows a maximum turning space of >=1.50 m. Access path to the ramp is irregular cobblestone. The ramp pavement is made of quarry stone and is irregular. Entrance door to the building (ground floor) is >=80 cm wide.



Ticket office and inside communication path/

Inside the building. Desk is 1.18 m from the ground. Irregular quarry stone pavement inside. Circulation path among furniture inside the building is >=1.50 m, no narrowing or slopes.



Lifts/

Four floors connected by lifts with automatic opening. Door is >=80 cm wide. Cabin is 100 cm wide, 119 cm deep inside, there is a handrail 95 cm from the ground. Outside and inside button boxes are 1.20 m from the ground.



Auditoriums and halls/

There are 17 halls; the Gaviota main auditorium (ground floor), the Arao Auditorium (2nd floor) and modular rooms (ground, 2nd and 3rd floor). **Gaviota main auditorium/** Main door is >=80 cm wide and circulation path is >=1.50 m. It has 12 reserved spaces on the last row; 6 on each side and seats for companions. Access to other seats by stairs. **Arao Auditorium/** Main door is



Muelle de Trasatlánticos s/n
15003 A Coruña
Tel.: (+34) 981 228 888
www.palexco.com

The Exhibition and Congress Centre of A Coruña (PALEXCO, an acronym for the Spanish name Palacio de Exposiciones y Congresos de A Coruña). First meeting building in Galicia awarded the Q emblem for Tourist Quality. It is specifically designed to hold all kinds of events and offers the added value of its privileged location in the centre of the city, in front of the Transatlantic dock./



>=80 cm wide and has a circulation path of >=1.50 m. There are 2 reserved spaces located among the stands; 1 on each side 110 cm wide. There are also seats for companions. Access to other seats by the stairs. **Modular rooms/** Access door to the modular rooms is >=80 cm wide and has a circulation path of >=1.50 m.



Adapted toilets/

11 Unisex toilet distributed over all floors. The maximum turning space is 1 m on the access landing. Out-swing cubicle door that leaves a width of 75 cm. Lever lock. The maximum turning space inside is >=1.20 m. Automatic lights.



Toilet/

Toilet seat is 45 cm from the ground. Clearance space on the right >=80 cm. Two handrails, folding on the right (height 70 cm, length 77 cm) and handrail on the left is fixed, vertical and attached to the wall. Distance between bars 90 m.



Sink/

Top border height 82 cm and lower border height 78 cm. Front clearance space, >=80 cm wide, >=1.20 m long. Space under is 20 cm deep. Pressure tap fitting



Parking/

Private car park, the same as Los Cantones Village Shopping Centre. 15 spaces reserved for people with reduced mobility, 3.80 m wide and 5 m long.



MÉNDEZ NÚÑEZ GARDENS TOILETS/

Open every day from 10 am to 2 pm and from 2 pm to 8 pm.



Toilet access/

Access street is flat. Entrance is via a ramp approximately 8 m long, 1.23 m wide and with a slope of $\leq 8\%$. There is a handrail on the right 0.90 m from the ground.



Toilet inside/

Cubicle door width ≥ 80 cm. The maximum turning space inside is 1.20 m.



Toilet/

Seat is 41 cm from the ground. Front clearance space is 1.30 m wide and 1.50 m long. Two handrails, one fixed on the right (height 75 cm and length 39 cm) and the other one folding on the left (height 80 cm and length 73 cm). Distance between bars 70 cm.



Sink/ Top border height 83 cm and lower border height is 78 cm. Front clearance space is 1.40 m wide and 1.20 m long. Free space under the sink 30 cm deep.



MONTE DE SAN PEDRO VIEWPOINT TOILETS/

Open every day from 10 am to 9 pm.



Toilet access/

Access street is flat. Ground level access.



Toilet inside/

Cubicle door width ≥ 80 cm. The maximum turning space inside is 1.50 m.



Toilet/

Seat is between 46-50 cm from the ground. Clearance space on the left is 1.30 m wide. Two handrails, one fixed on the right (height 84 cm and length 36 cm) and the other one folding on the left (height 80 cm and length 75 cm). Distance between bars 60 cm.



Sink/

Top border height 80 cm and lower border height is from 68 to 72 cm. Front clearance space is 1.30 m wide and 1.70 m long. Free space under the sink 43 cm deep.



SANTA MARGARITA PARK TOILETS/

Open every day from 10 am to 8 pm. Summer: from 10 am to 9 pm..



Toilet access/

Access street is flat. Ground level access.



Toilet inside/

Cubicle door width ≥ 80 cm. The maximum turning space inside is 1.50 m.



Toilet/

Seat is 41 cm from the ground. **Men's toilet/** Clearance space on the left is 1 m wide. Two handrails, one folding on the right (height 75 cm and length 75 cm) and the other one fixed on the left (height 82 cm and length 62 cm). Distance between bars 73 cm. **Women's toilet/** Clearance space on the right 1 m wide. Two handrails, one fixed on the right (height 82 cm and length 62 cm) and the other one folding on the left (height 75 cm and length 75 cm). Distance between bars 73 cm.



Sink/

Top border height 85 cm and lower border height from 68 to 72 cm. Front clearance space is 1 m wide and ≥ 1.20 m long. Free space under the sink 15 cm deep.

SANTA MARIA DE OZA PARK TOILETS/

Open every day from 10 am to 9 pm.



Toilet access/

Access street is on a gentle slope. Ground level access.



Toilet inside/

Cubicle door width ≥ 80 cm. The maximum turning space inside is 1.50 m.



Toilet/

Seat is between 46-50 cm from the ground. Clearance space on the left is 90 cm wide. Two folding handrails (height 80 cm and length 75 cm). Distance between bars 58 cm.



Sink/

Top border height 85 cm and lower border height is between 68-72 cm. Front clearance space is 1.50 m wide and ≥ 1.20 m long. Free space under the sink 30 cm deep.





MARÍA PITA/

Plaza de María Pita, 6 bajo
15001 A Coruña
Tel.: (+34) 981 92 30 93
www.turismocoruna.com

Setting/
Access street is flat.

Access/
The building has one entrance. Access via 6 cm that juts out. Entrance door to the building is >=80 cm wide and out-swing.

Inside path/
Inside the building, the circulation path among furniture is >=1.20 m, no narrowing or slopes; turning space >=1.50 m. Desk is 72 cm high.

INTERPRETATION CENTRE AND VISITOR ASSISTANCE TOWER OF HERCULES/

Doctor Vázquez Iglesias, 1
15002 A Coruña
Tel.: (+34) 981 92 30 93
www.turismocoruna.com

Setting/
Access street is flat.

Access/
The building has one entrance. Access via ramp >=1.50 m wide, >10 m long and gentle slope. Handrail is 90 cm from the ground. Entrance door is >=80 cm wide and automatic opening.

Inside path/
Circulation path among furniture is >=1.20 m, narrowing to 1.10 m. Desk is 1.14 m high. Access to the interpretation centre by the tourist office through a >1.20 m wide door that is always open. Circulation path among furniture is >=1.20 m and the turning space is >=1.50 m. Scale models are 1.25 m high.

Typhological model/
Touch miniature of the Tower of Hercules for people with visual disabilities is 1.10 m high.

Parking/ Parking spaces in the street.

ASSISTANCE FOR CRUISE PASSENGERS/

Muelle de Trasatlánticos, s/n
15002 A Coruña
www.turismocoruna.com

Setting/
Access street is flat.

Access/
The building has one entrance. Access via ramp >=1.50 m wide, 60 cm long and gently sloping. Entrance door is >=80 cm wide and automatic opening.

Inside path/
Inside circulation path among furniture is >=1.20 m, no narrowing or slopes.

NB/ This office is only provides assistance for cruise passengers. *For more information, see Cruise Terminal on page 9.*

PAC/ PRIMARY CARE FACILITY

CASA DEL MAR HEALTH CENTRE/

Avda del Ejército, 2A
15006 A Coruña
Tel.: (+34) 981 28 61 44
http://hospitalcoruna.sergas.es

PUBLIC HOSPITALS

University Hospital. CHUAC (Acronym for the Spanish name Complejo Hospitalario Universitario A Coruña)/

As Xubias, 84
15006 A Coruña
Tel.: (+34) 981 178 000
http://hospitalcoruna.sergas.es

Teresa Herrera Maternity and Children's Hospital/

As Xubias, s/n
15006 A Coruña
Tel.: (+34) 981 17 81 08
http://hospitalcoruna.sergas.es

Abente y Lago Hospital/

Paseo do Parrote, s/n
15006 A Coruña
Tel.: (+34) 981 14 28 00
http://hospitalcoruna.sergas.es

Oza Marine Hospital/

Las Jubias, s/n
15006 A Coruña
Tel.: (+34) 981 17 80 00
http://hospitalcoruna.sergas.es

IMPORTANT TELEPHONE NUMBERS

Emergencies/SOS Galicia 112	(+34) 900 44 42 22
Local Police 092	(+34) 981 18 42 25
National Police 091	(+34) 981 16 63 00
Autonomous Police	(+34) 981 15 34 10
Traffic Civil Guard062	(+34) 981 17 37 44
Ambulances	061
Firefighters080	(+34) 981 18 43 80
Forest fires 085	(+34) 981 18 46 00
Civil Defence 112	(+34) 981 18 43 43
Public Information Office 010	(+34) 981 18 42 78
City Hall of A Coruña	(+34) 981 18 42 00
CMIX/Municipal Centre for Youth Information	(+34) 981 14 42 94
Post Office	(+34) 981 22 51 75
Red Cross	(+34) 981 22 10 00 (+34) 981 22 22 22
Magistrate's Court	(+34) 981 18 52 48
Assistance for Minors 112	(+34) 900 44 42 22
Traffic Headquarters	(+34) 981 13 21 60
Cars towed away	(+34) 981 29 80 95
Maritime Guard	(+34) 981 20 95 41
Consumer Information	(+34) 981 18 98 20
Weather forecast	(+34) 981 25 31 99 (+34) 902 53 11 11
GRUMICO/ Association of Disabled People of A Coruña	(+34) 981 13 51 51

PRIVATE HOSPITALS

Modelo Hospital HM/

Virrey Osorio, 30
15011 A Coruña
Tel.: (+34) 981 14 73 00
www.hmmodelo.com

Maternity Hospital HM Belén/

Filantropía, 3
15011 A Coruña
Tel.: (+34) 981 25 16 00
www.hmbelen.com

Quirón A Coruña Hospital/

Londres, 2
15009 A Coruña
Tel.: (+34) 981 21 98 00
www.quironsalud.es/hospital-coruna

San Rafael Medical-Surgical Institute/

Jubias de Arriba, 82
15006 A Coruña
Tel.: (+34) 981 17 90 00
www.imqsanrafael.es



LEYENDA / LENDA / SYMBOLS

- APARCAMIENTO DE CARAVANAS / APARCADORIO DE CARAVANAS / CARAVAN PARK
- APARCAMIENTO DE SUPERFICIE / APARCADORIO DE SUPERFICIE / CAR PARK
- APARCAMIENTO SUBTERRÁNEO / APARCADORIO SUBTERRÁNEO / UNDERGROUND CAR PARK
- ASCENSOR PANORÁMICO / ASCENSOR PANORAMICO / PANORAMIC ELEVATOR
- BIBLIOTECA-ARCHIVO / BIBLIOTECA-ARQUIVO / LIBRARY-ARCHIVES
- BICICORUÑA / BIKICORUÑA / BIKE SHARE STATION
- CARRIL BICI / CARRIL BICI / BIKE LANE
- CORREOS / CORREOS / POST OFFICE
- CRUZ ROJA / CRUZ VERMELLA / RED CROSS
- ESTACIÓN DE AUTOBUSES / ESTACIÓN DE AUTOBUSES / BUS STATION
- ESTACIÓN DE RENFE / ESTACIÓN DE RENFE / RAILWAY STATION
- FARMACIAS 24H / FARMACIAS 24H / 24H PHARMACIES
- GASOLINERAS / GASOLINERAS / PETROL STATIONS
- HOSPITALES Y SANATORIOS / HOSPITALS E SANATORIOS / HOSPITALS AND CLINICS
- HOTELES / HOTEIS / HOTELS
- IGLESIAS / IGREXAS / CHURCHES
- INFORMACIÓN TURÍSTICA / INFORMACIÓN TURÍSTICA / TOURIST INFORMATION OFFICE
- MERCADOS / MERCADOS / FRESH FOOD MARKETS
- MUSEOS-GALERÍAS / MUSEOS-GALERÍAS / MUSEUMS-GALLERIES
- BUS AEROPUERTO / BUS AEROPORTO / AIRPORT BUS STOP
- PARADA TAXIS / PARADA TAXIS / TAXI RANK
- PARQUE DE BENS / PARQUE DE BENS / BENS PARK
- PENSIONES / PENSÍONS / GUEST HOUSES
- PUERTO / PORTO / PORT
- PLAYAS / PRAIAS / BEACHES
- PUNTO LIMPIO / PUNTO LIMPO / HOUSEHOLD WASTE RECYCLING CENTRE
- SALIDAS CIUDAD / SAÍDAS CIDADE / WAYS LEADING OUT
- ZONAS PEATONALES / ZONAS PEONIS / PEDESTRIAN ZONES
- PASEO MARÍTIMO / PASEO MARÍTIMO / SEAFRONT

TURISMO CORUÑA

ENSENADA DEL ORZÁN

PLAYA DEL ORZÁN

PLAYA DE RIAZOR

MUSEO NACIONAL DE CIENCIA Y TECNOLOGÍA

National Museum of Science and Technology MUNCYT

ATENCIÓN CRUCERISTAS

TERMINAL DE CRUCEROS CRUISE TERMINAL

ESTACIÓN DE MERCANCIAS DE SAN DIEGO

AVENIDA DE LA PALLOZA

AVENIDA GENERAL PRIMO DE RIVERA

AVENIDA DE SAN ROQUE DE FUERA



The Tourist Office of A Coruña shall not be held responsible for any mistakes or omissions that may be found in this guide. The information is correct at the time of publishing the guide and is therefore subject to changes. We recommend directly confirming with the company in question. For future updates, we would appreciate being notified of any errors or information omitted.

Legal Deposit/
C 627-2017

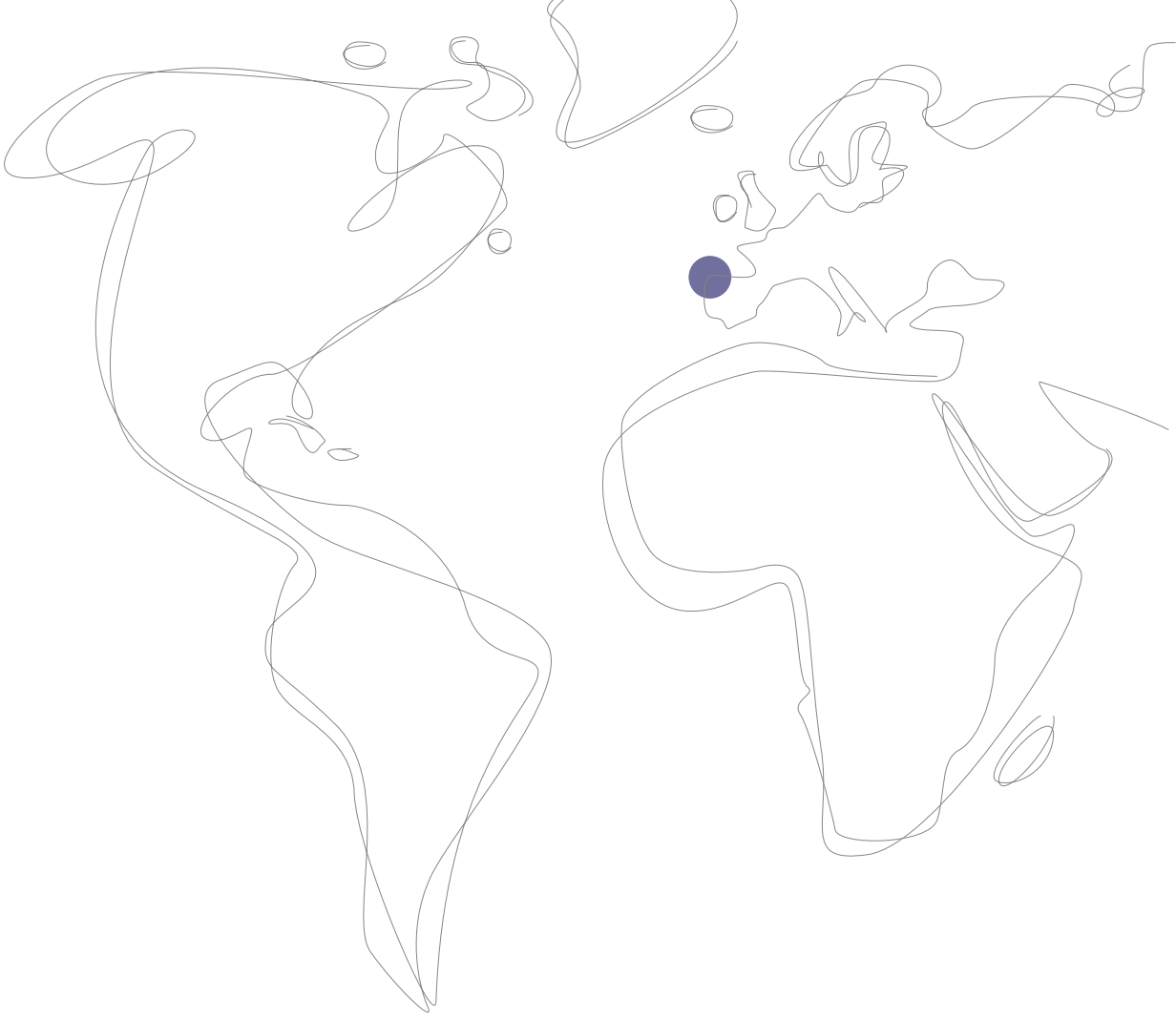
Texts/
Tourism Office of A Coruña and Grumico

Translation/
Mark Guscini Linguistic Services

Content, selection and description of resources/
Tourism Office of A Coruña and Grumico

Photos/
Files from Tourism Office of A Coruña, Xosé Durán, Ángel Bermejo, Raía Pérez, Stéphane Lutier and Xulio Rey.

Original design and layout/
Sistema Diseño



turismocoruna.com

